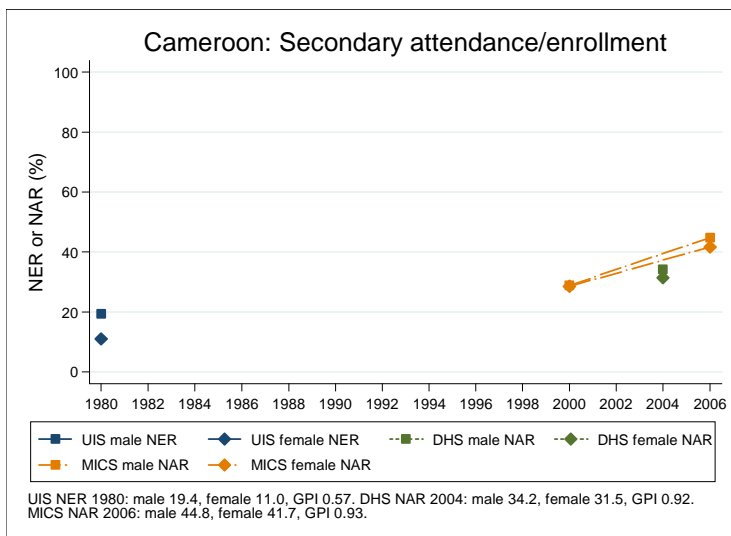
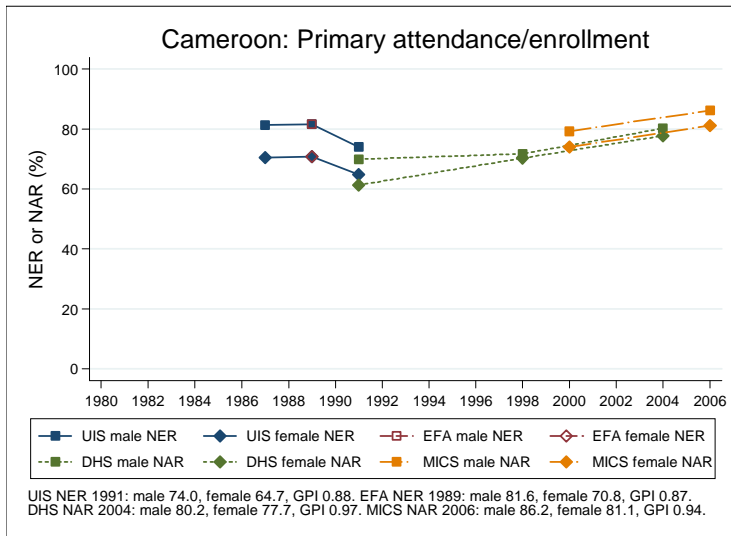
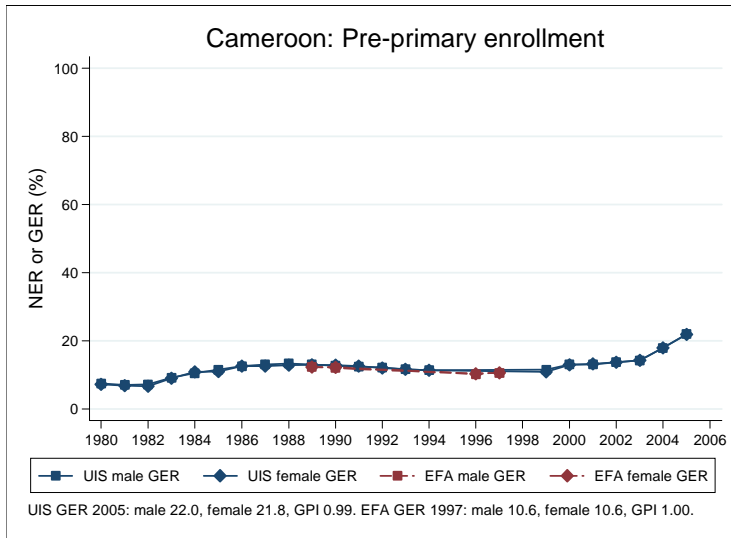
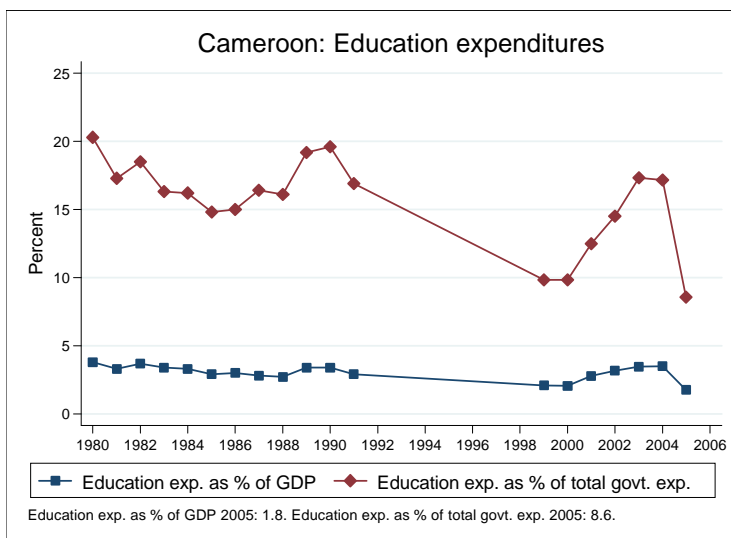
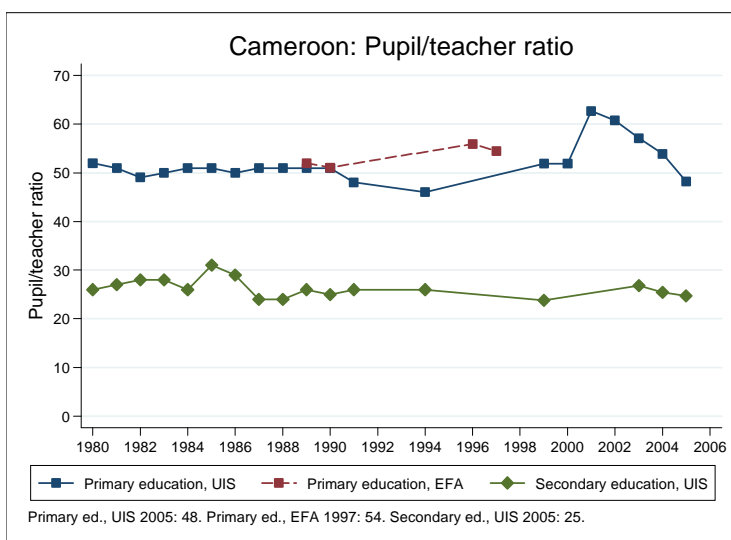
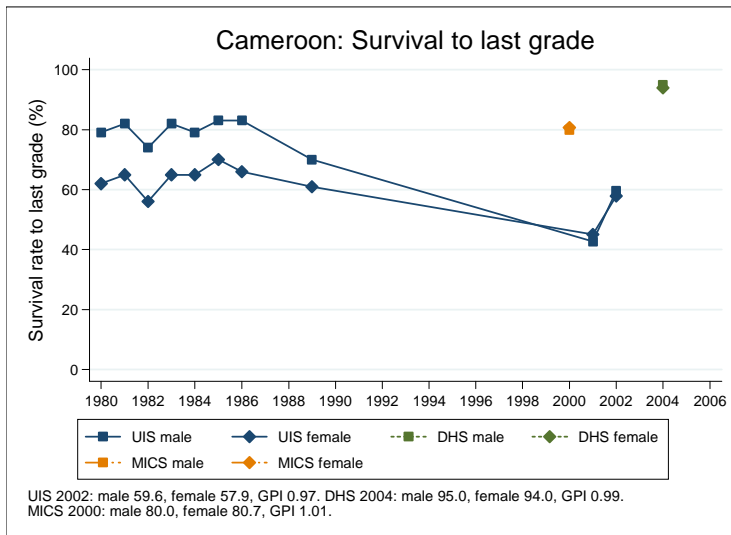


Education statistics: Cameroon

UNICEF, Division of Policy and Practice, Statistics and Monitoring Section, www.childinfo.org, May 2008





Administrative data: UNESCO Institute for Statistics

Cameroon

Population (1,000)	Total	Male	Female
Preschool age, 2006	1011	509	502
Primary school age, 2006	2796	1407	1389
Secondary school age, 2006	2941	1479	1462
Total population, all ages, 2007	18549	9270	9279
Official school age (years)	Entrance age	Graduation age	Duration
Preschool, 2005	4	5	2
Primary school, 2005	6	11	6
Secondary school, 2005	12	18	7
Compulsory education, 2005	6	11	6
Net enrolment ratio (%)	Total	Male	Female
Preschool NER			
Primary school NER, 1991	69.4	74.0	64.7
Secondary school NER			
Gross enrolment ratio (%)	Total	Male	Female
Preschool GER, 2005	21.9	22.0	21.8
Primary school GER, 2005	108.9	117.4	100.2
Secondary school GER, 2005	41.4	46.0	36.8
Entrance and transition (%)	Total	Male	Female
Primary net intake rate			
Primary gross intake rate, 2005	104.0	111.2	96.7
Primary entrants with ECCE			
Transition rate primary-secondary, 2004	44.7	42.6	47.2
Repetition and completion	Total	Male	Female
Primary repetition rate (%), 2005	25.8	26.2	25.3
Secondary repetition rate (%), 2005	16.6	15.7	17.5
Survival rate to grade 5 (%), 2002	63.7	63.9	63.5
Survival rate to last primary grade (%), 2002	58.8	59.6	57.9
Primary completion rate (%), 2005	58.2	63.5	52.9
School life expectancy (years), 2005	9.7	10.6	8.8
Teaching staff	Pupil/teacher ratio	% trained teachers	% female teachers
Preschool, 2005	31.0	50.9	99.0
Primary school, 2005	48.2	62.7	40.0
Secondary school, 2005	24.7		26.4
Public expenditure per student as % of GDP per capita			
Primary school, 2005	6.1		
Secondary school, 2005	2.6		
Total public expenditure on education			
As % of GDP, 2005	1.8		
As % of total government expenditure, 2005	8.6		

Data sources:

Population: United Nations Population Division, *World Population Prospects: The 2006 Revision*, March 2007.

Education: UNESCO Institute for Statistics, Data Centre, <http://stats.uis.unesco.org/unesco/ReportFolders/ReportFolders.aspx>, January 2008.

Survey data: Cameroon 2004 DHS

Cameroon

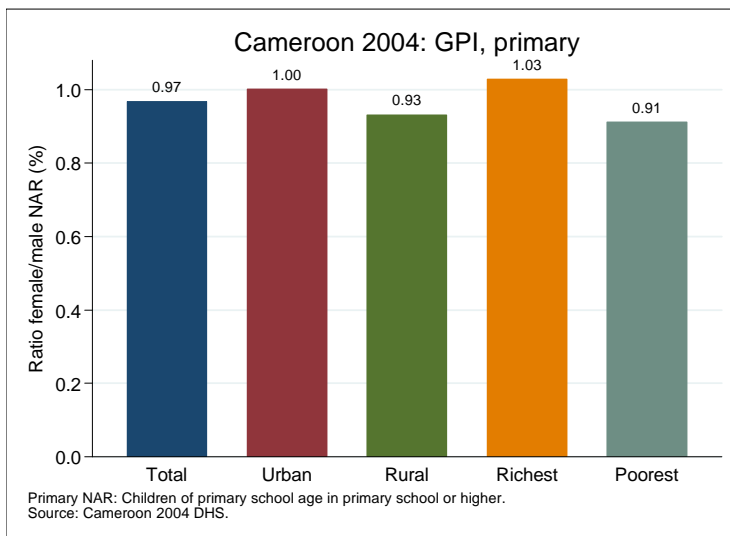
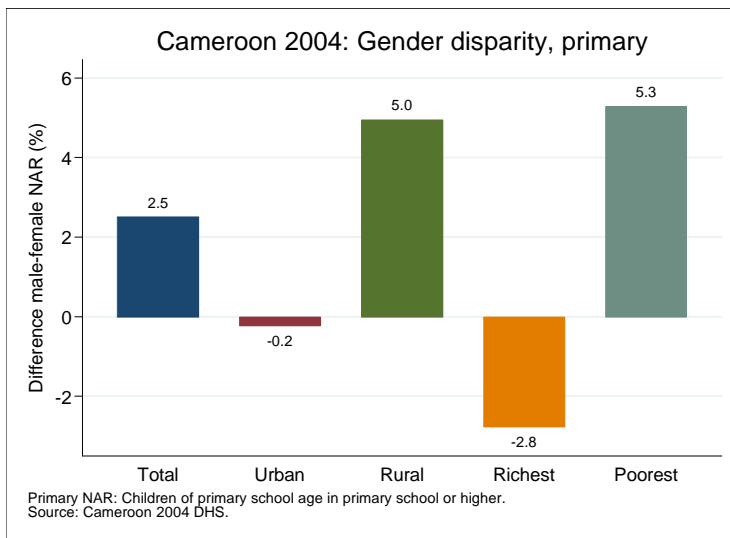
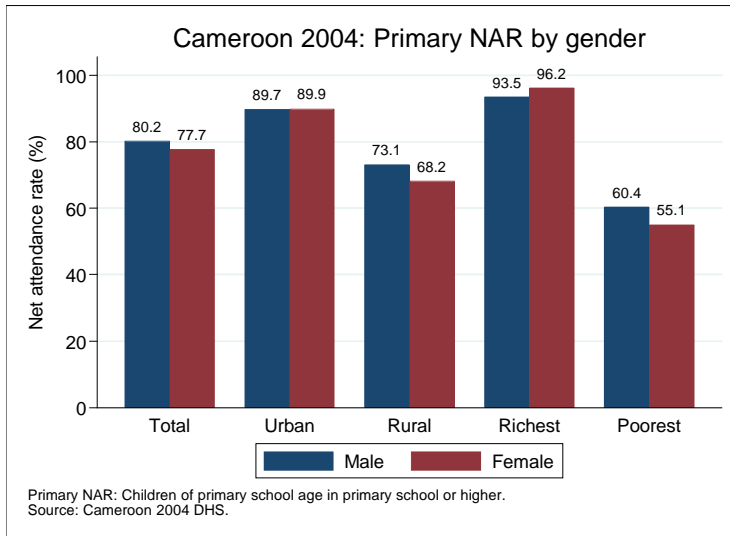
Net attendance rate (%)	Total	Male	Female	Urban	Rural	Richest	Poorest
Primary school NAR	79.0	80.2	77.7	89.8	70.7	94.8	57.8
Secondary school NAR	32.9	34.2	31.5	48.5	15.7	65.3	8.5
Gross attendance rate (%)	Total	Male	Female	Urban	Rural	Richest	Poorest
Primary school GAR	124.6	130.9	118.1	132.4	118.7	127.5	96.4
Secondary school GAR	46.3	49.9	42.7	69.8	20.4	95.2	11.5
Primary age in school (%)	Total	Male	Female	Urban	Rural	Richest	Poorest
Primary school	77.8	79.2	76.4	87.5	70.5	89.4	57.7
Secondary school	1.2	1.0	1.3	2.3	0.3	5.3	0.1
Preschool	0.6	0.5	0.7	1.0	0.3	1.5	0.1
Non-formal education							
Secondary age in school (%)	Total	Male	Female	Urban	Rural	Richest	Poorest
Secondary school	32.8	34.2	31.4	48.3	15.7	64.9	8.5
Higher education	0.1	0.1	0.1	0.2	0.0	0.3	0.0
Primary school	39.9	44.8	34.9	30.4	50.5	21.3	49.1
Preschool	0.0	0.0	0.0	0.0	0.0	0.0	0.0
Non-formal education							
Entrance and transition (%)	Total	Male	Female	Urban	Rural	Richest	Poorest
Primary net intake rate	25.3	26.9	23.5	28.6	23.1	30.2	15.0
Primary gross intake rate	72.1	73.4	70.7	74.9	70.3	64.2	55.7
Primary entrants with ECCE	31.8	29.7	34.2	52.7	17.5	79.5	9.6
Transition rate prim.-sec.	70.1	69.5	70.8	76.5	60.8	79.7	59.9
Repetition and completion (%)	Total	Male	Female	Urban	Rural	Richest	Poorest
Primary repetition rate	21.4	22.1	20.6	17.6	24.9	13.6	23.0
Primary dropout rate	1.5	1.4	1.7	1.5	1.5	1.2	1.5
Secondary repetition rate	20.1	20.7	19.6	20.5	18.6	20.8	16.1
Secondary dropout rate	5.9	3.9	8.1	5.1	9.2	4.2	6.6
Survival rate to grade 5	95.9	96.3	95.4	95.9	96.1	98.4	94.2
Survival rate to last prim. grade	94.5	95.0	94.0	94.8	94.3	98.1	92.1

Primary school NAR: children of primary school age in primary school or higher.

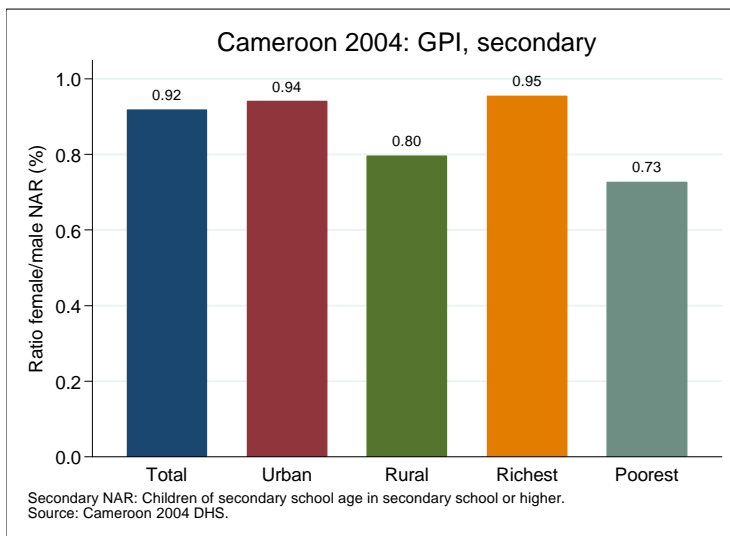
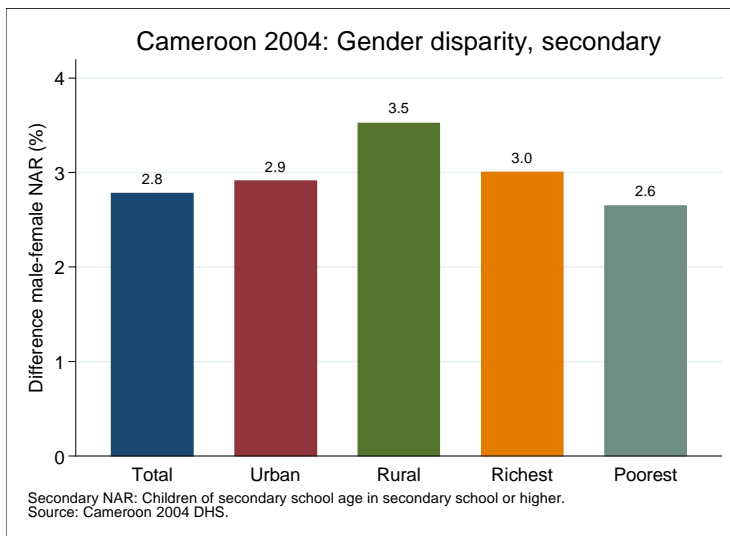
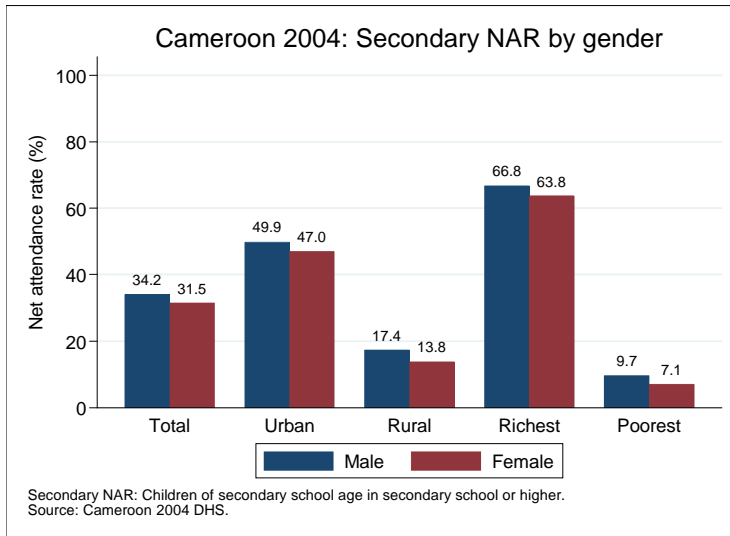
Secondary school NAR: children of secondary school age in secondary school or higher.

Data source: Cameroon 2004 DHS.

Gender disparity in primary school (survey data)



Gender disparity in secondary school (survey data)



Projections to 2015

