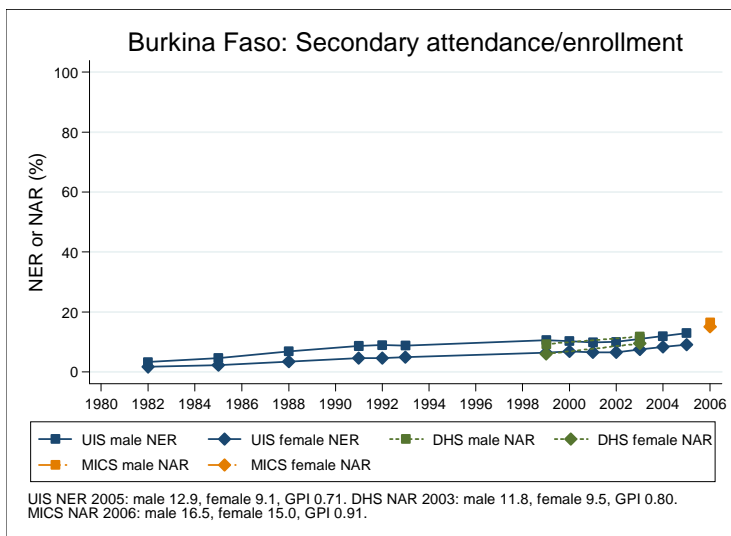
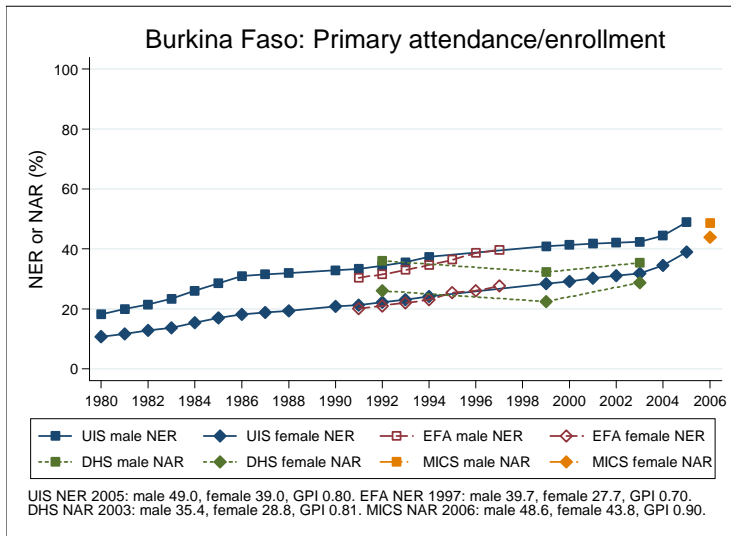
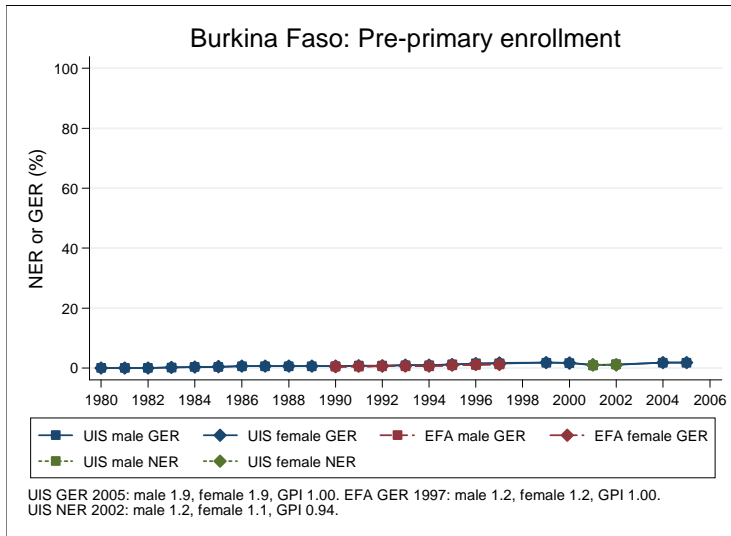
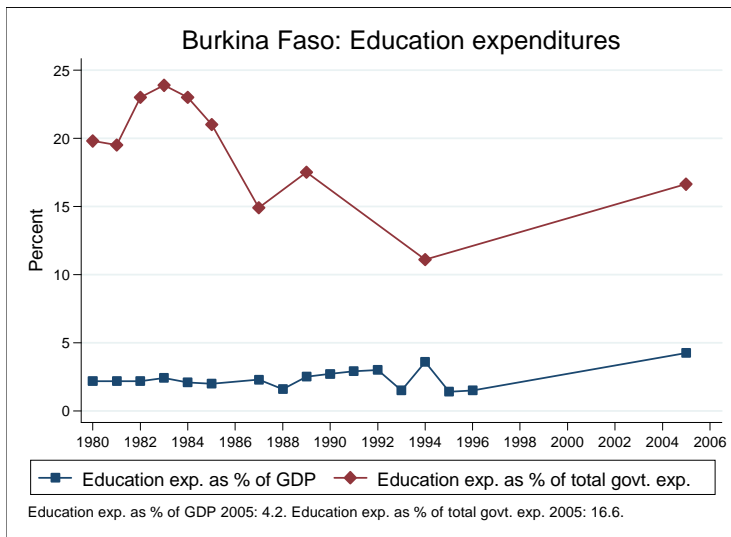
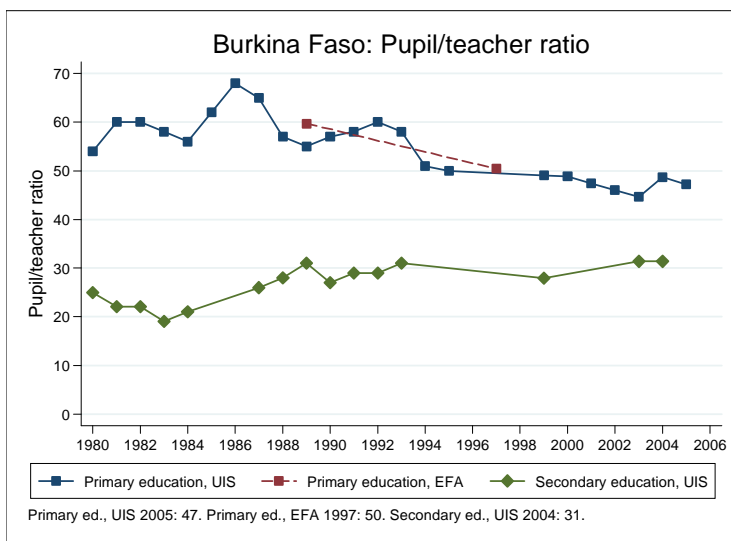
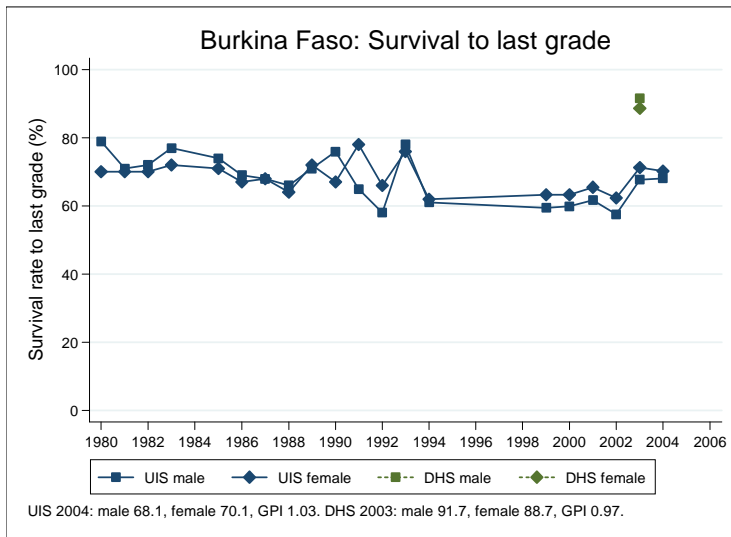


Education statistics: Burkina Faso

UNICEF, Division of Policy and Practice, Statistics and Monitoring Section, www.childinfo.org, May 2008





Administrative data: UNESCO Institute for Statistics

Burkina Faso

Population (1,000)	Total	Male	Female
Preschool age, 2006	1344	684	660
Primary school age, 2006	2327	1183	1144
Secondary school age, 2006	2203	1117	1086
Total population, all ages, 2007	14784	7398	7386
Official school age (years)	Entrance age	Graduation age	Duration
Preschool, 2005	4	6	3
Primary school, 2005	7	12	6
Secondary school, 2005	13	19	7
Compulsory education, 2005	6	15	10
Net enrolment ratio (%)	Total	Male	Female
Preschool NER, 2002	1.1	1.2	1.1
Primary school NER, 2005	44.1	49.0	39.0
Secondary school NER, 2005	11.0	12.9	9.1
Gross enrolment ratio (%)	Total	Male	Female
Preschool GER, 2005	1.9	1.9	1.9
Primary school GER, 2005	56.2	62.2	49.9
Secondary school GER, 2005	13.8	16.2	11.4
Entrance and transition (%)	Total	Male	Female
Primary net intake rate, 2005	29.5	32.2	26.6
Primary gross intake rate, 2005	72.7	78.5	66.6
Primary entrants with ECCE, 2004	2.9	2.7	3.1
Transition rate primary-secondary, 2004	46.0	47.3	44.2
Repetition and completion	Total	Male	Female
Primary repetition rate (%), 2005	11.9	12.1	11.7
Secondary repetition rate (%), 2005	23.5	22.4	25.1
Survival rate to grade 5 (%), 2004	75.5	75.2	76.1
Survival rate to last primary grade (%), 2004	68.9	68.1	70.1
Primary completion rate (%), 2005	30.3	34.2	26.2
School life expectancy (years), 2005	4.3	4.9	3.8
Teaching staff	Pupil/teacher ratio	% trained teachers	% female teachers
Preschool, 2002	29.3		66.4
Primary school, 2005	47.2	88.3	29.1
Secondary school, 2004	31.3		11.1
Public expenditure per student as % of GDP per capita			
Primary school, 2005	31.5		
Secondary school, 2005	19.6		
Total public expenditure on education			
As % of GDP, 2005	4.2		
As % of total government expenditure, 2005	16.6		

Data sources:

Population: United Nations Population Division, *World Population Prospects: The 2006 Revision*, March 2007.

Education: UNESCO Institute for Statistics, Data Centre, <http://stats.uis.unesco.org/unesco/ReportFolders/ReportFolders.aspx>, January 2008.

Survey data: Burkina Faso 2003 DHS

Burkina Faso

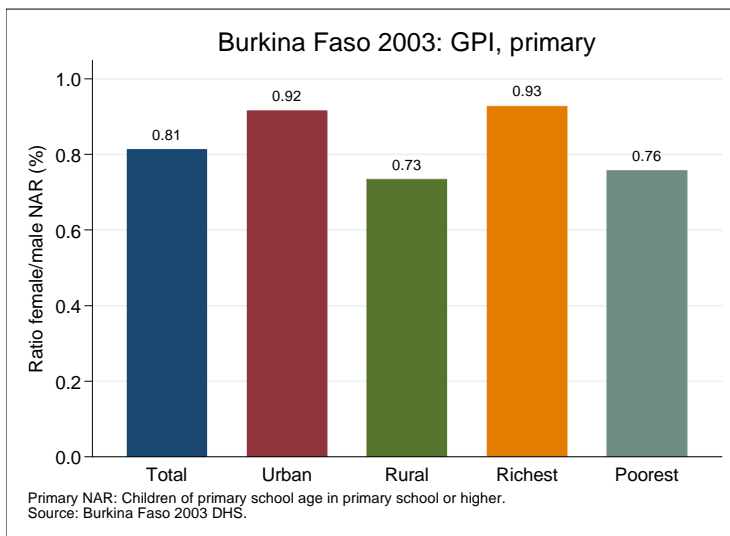
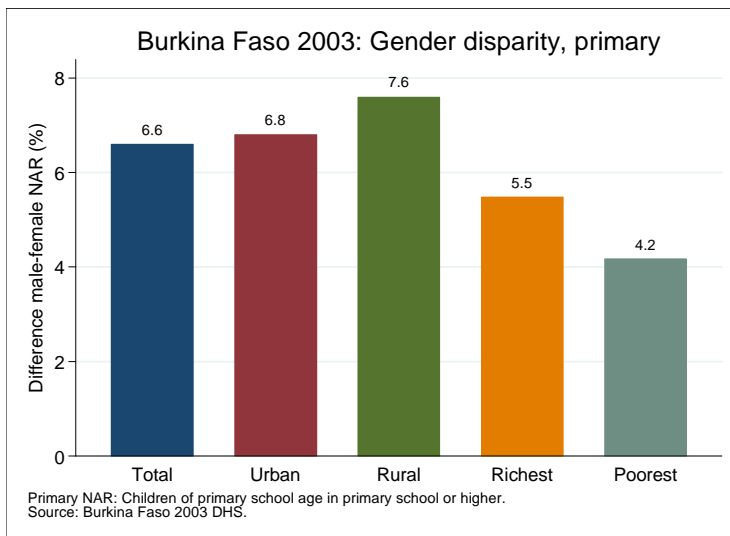
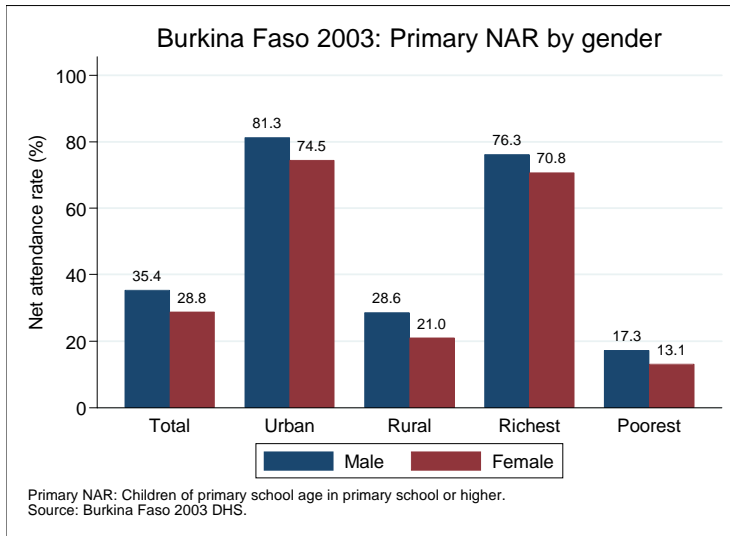
Net attendance rate (%)	Total	Male	Female	Urban	Rural	Richest	Poorest
Primary school NAR	32.2	35.4	28.8	77.8	25.0	73.5	15.2
Secondary school NAR	10.7	11.8	9.5	34.7	4.2	32.1	1.6
Gross attendance rate (%)	Total	Male	Female	Urban	Rural	Richest	Poorest
Primary school GAR	42.7	46.4	38.8	106.4	32.7	98.6	20.3
Secondary school GAR	13.8	15.4	12.1	46.4	5.0	42.8	1.8
Primary age in school (%)	Total	Male	Female	Urban	Rural	Richest	Poorest
Primary school	31.8	35.0	28.3	76.1	24.8	71.9	15.2
Secondary school	0.4	0.3	0.4	1.7	0.2	1.6	0.0
Preschool							
Non-formal education							
Secondary age in school (%)	Total	Male	Female	Urban	Rural	Richest	Poorest
Secondary school	10.7	11.8	9.4	34.6	4.2	32.0	1.6
Higher education	0.0	0.0	0.0	0.1	0.0	0.1	0.0
Primary school	10.0	10.6	9.5	15.9	8.5	14.5	6.0
Preschool							
Non-formal education							
Entrance and transition (%)	Total	Male	Female	Urban	Rural	Richest	Poorest
Primary net intake rate	15.1	16.9	13.1	33.2	12.6	34.1	5.7
Primary gross intake rate	37.1	40.8	33.1	78.5	31.4	82.4	18.4
Primary entrants with ECCE	0.9	1.0	0.7	2.5	0.3	1.7	0.0
Transition rate prim.-sec.	56.8	57.3	56.2	64.8	49.4	65.3	42.2
Repetition and completion (%)	Total	Male	Female	Urban	Rural	Richest	Poorest
Primary repetition rate	14.8	15.1	14.3	13.6	15.5	13.9	18.4
Primary dropout rate	2.4	2.2	2.6	1.9	2.7	1.7	3.6
Secondary repetition rate	24.2	24.3	24.0	25.8	18.4	24.7	17.8
Secondary dropout rate	6.1	3.8	9.0	6.2	5.9	6.1	13.6
Survival rate to grade 5	93.1	93.4	92.5	96.8	91.0	97.0	89.4
Survival rate to last prim. grade	90.4	91.7	88.7	94.5	88.1	94.9	87.1

Primary school NAR: children of primary school age in primary school or higher.

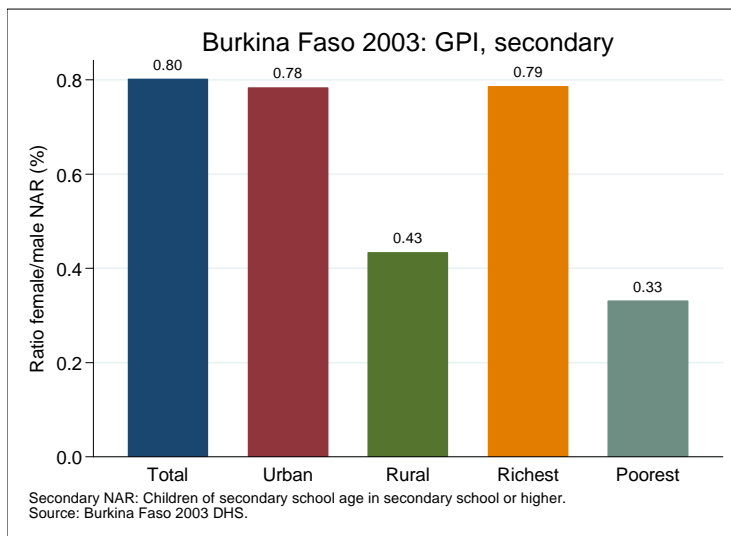
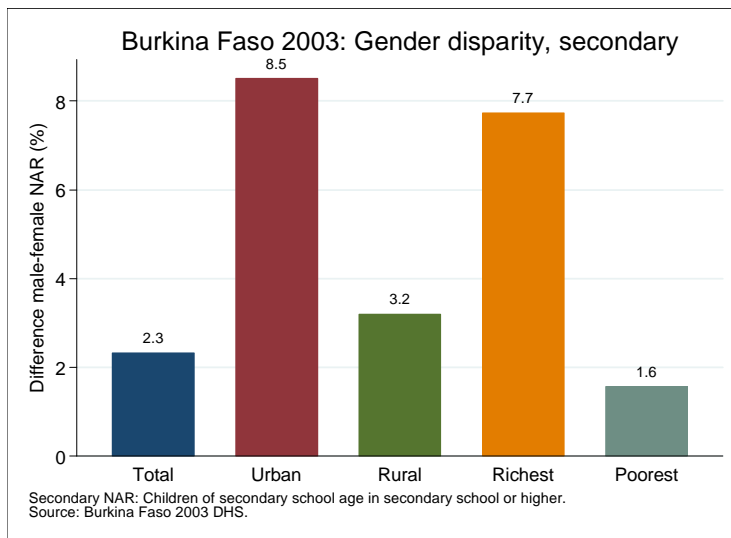
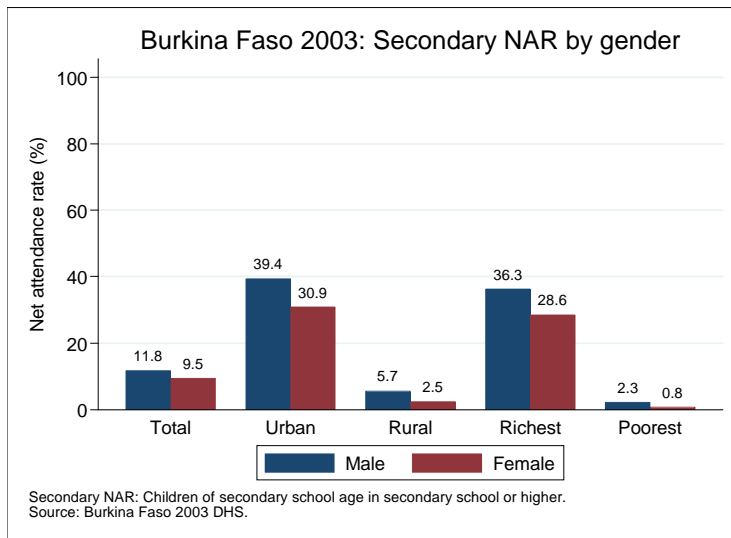
Secondary school NAR: children of secondary school age in secondary school or higher.

Data source: Burkina Faso 2003 DHS.

Gender disparity in primary school (survey data)



Gender disparity in secondary school (survey data)



Projections to 2015

