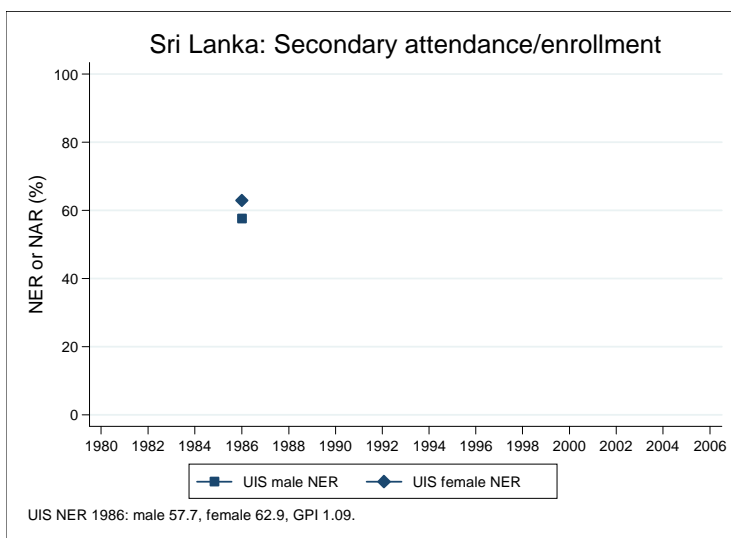
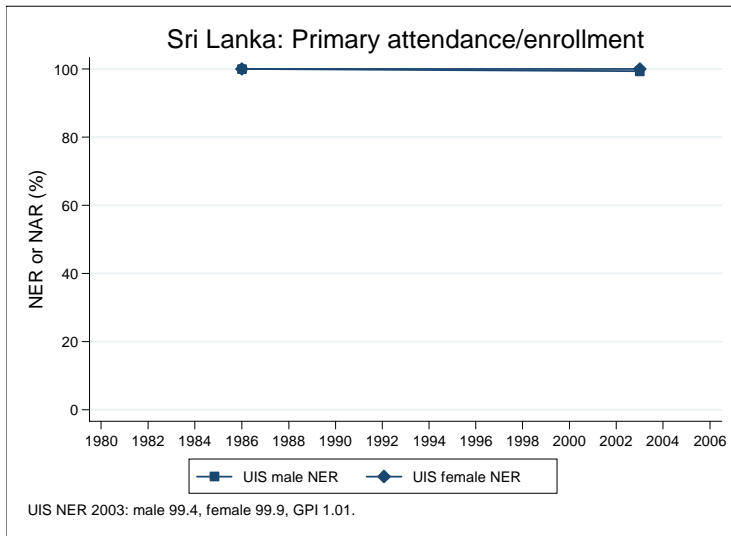
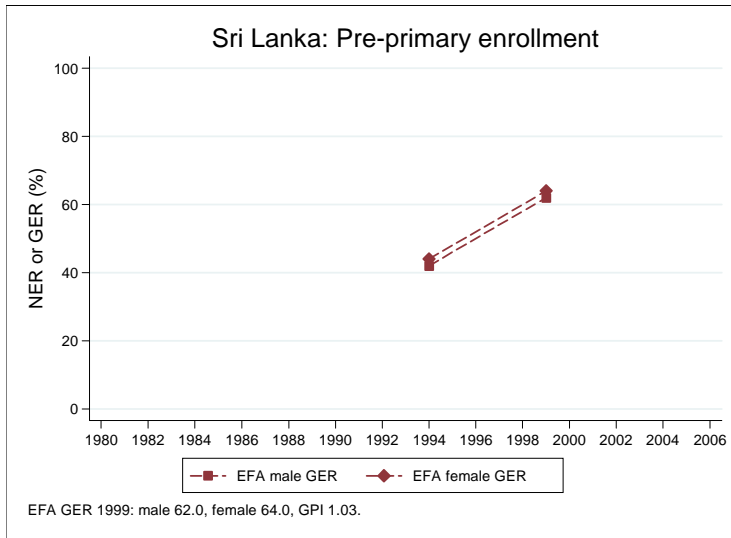
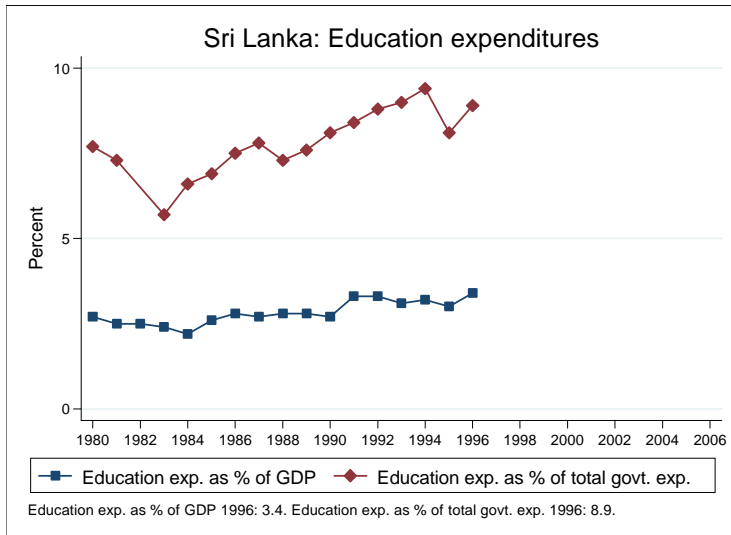
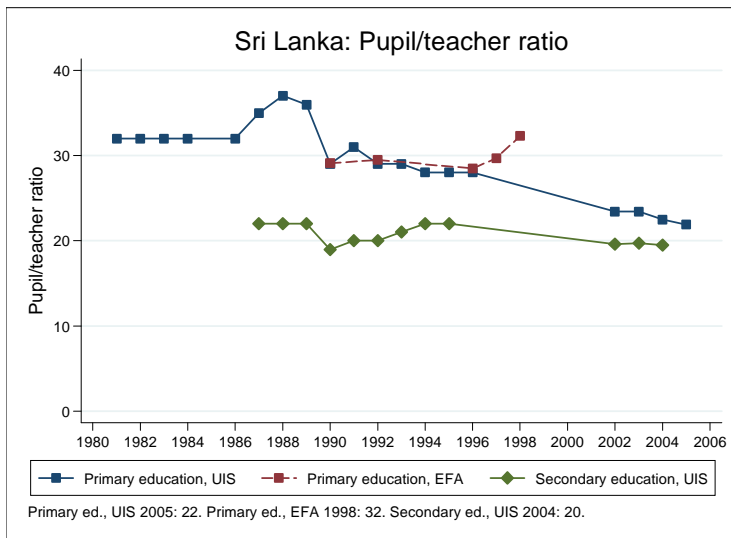
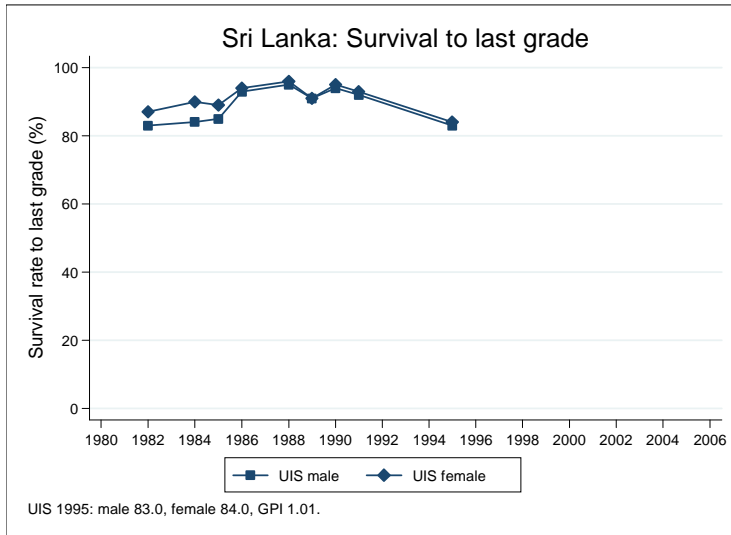


## Education statistics: Sri Lanka

UNICEF, Division of Policy and Practice, Statistics and Monitoring Section, www.childinfo.org, May 2008





## Administrative data: UNESCO Institute for Statistics

### Sri Lanka

<b>Population (1,000)</b>	<b>Total</b>	<b>Male</b>	<b>Female</b>
Preschool age, 2006	294	150	144
Primary school age, 2006	1491	760	732
Secondary school age, 2006	2602	1328	1274
Total population, all ages, 2007	19299	9514	9786
<b>Official school age (years)</b>	<b>Entrance age</b>	<b>Graduation age</b>	<b>Duration</b>
Preschool, 2005	4	4	1
Primary school, 2005	5	9	5
Secondary school, 2005	10	17	8
Compulsory education, 2005	5	13	9
<b>Net enrolment ratio (%)</b>	<b>Total</b>	<b>Male</b>	<b>Female</b>
Preschool NER			
Primary school NER, 2004	96.7	99.4	99.9
Secondary school NER			
<b>Gross enrolment ratio (%)</b>	<b>Total</b>	<b>Male</b>	<b>Female</b>
Preschool GER			
Primary school GER, 2005	108.3	108.4	108.3
Secondary school GER, 2004	87.2	86.4	88.0
<b>Entrance and transition (%)</b>	<b>Total</b>	<b>Male</b>	<b>Female</b>
Primary net intake rate, 2004	96.7	97.6	97.4
Primary gross intake rate, 2005	108.7	108.7	108.8
Primary entrants with ECCE			
Transition rate primary-secondary, 2004	97.6	96.4	97.7
<b>Repetition and completion</b>	<b>Total</b>	<b>Male</b>	<b>Female</b>
Primary repetition rate (%), 2005	0.8	0.9	0.7
Secondary repetition rate (%)			
Survival rate to grade 5 (%), 1991	92.2	91.8	92.6
Survival rate to last primary grade (%)			
Primary completion rate (%), 2005	107.5	107.3	107.8
School life expectancy (years), 2004	12.3	12.1	12.5
<b>Teaching staff</b>	<b>Pupil/teacher ratio</b>	<b>% trained teachers</b>	<b>% female teachers</b>
Preschool			
Primary school, 2005	21.9		78.5
Secondary school, 2004	19.5		63.2
<b>Public expenditure per student as % of GDP per capita</b>			
Primary school			
Secondary school			
<b>Total public expenditure on education</b>			
As % of GDP, 1991	3.2		
As % of total government expenditure, 1991	8.4		

#### Data sources:

*Population:* United Nations Population Division, *World Population Prospects: The 2006 Revision*, March 2007.

*Education:* UNESCO Institute for Statistics, Data Centre, <http://stats.uis.unesco.org/unesco/ReportFolders/ReportFolders.aspx>, January 2008.