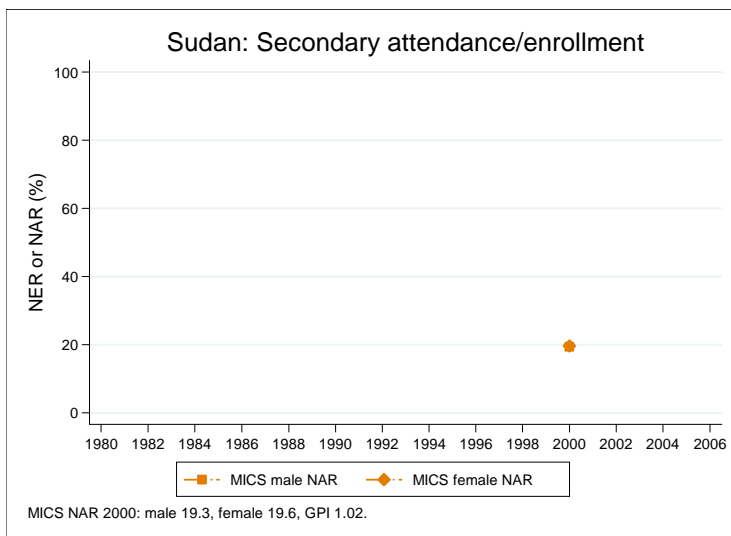
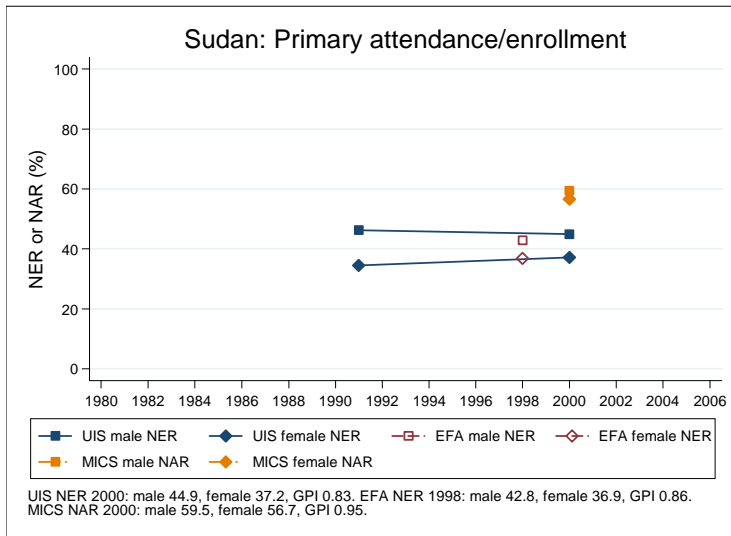
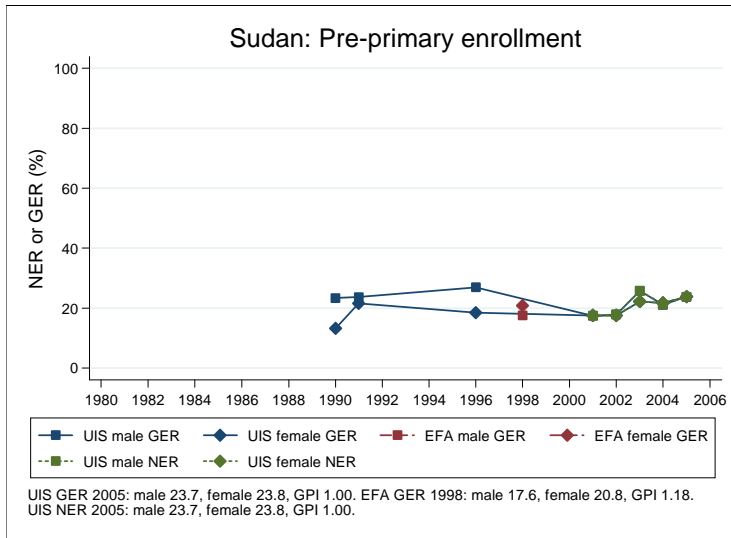
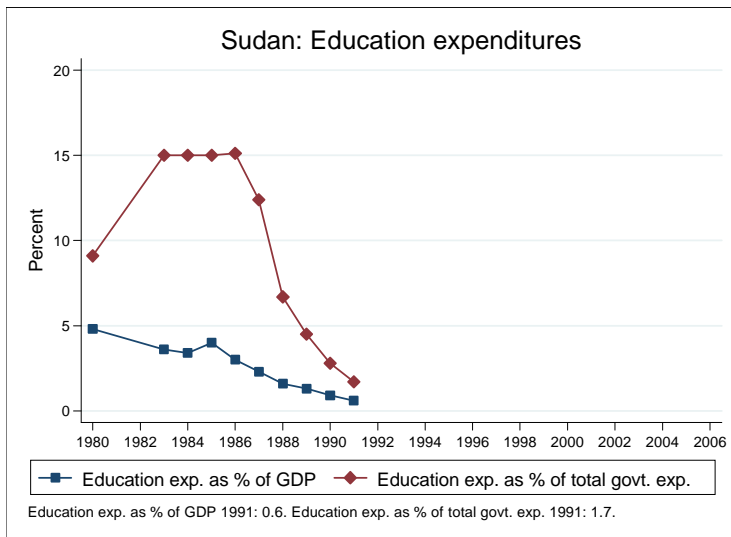
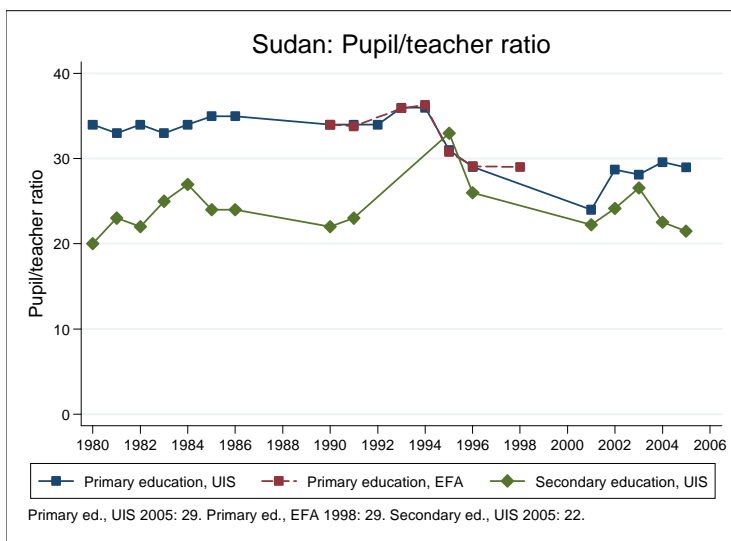
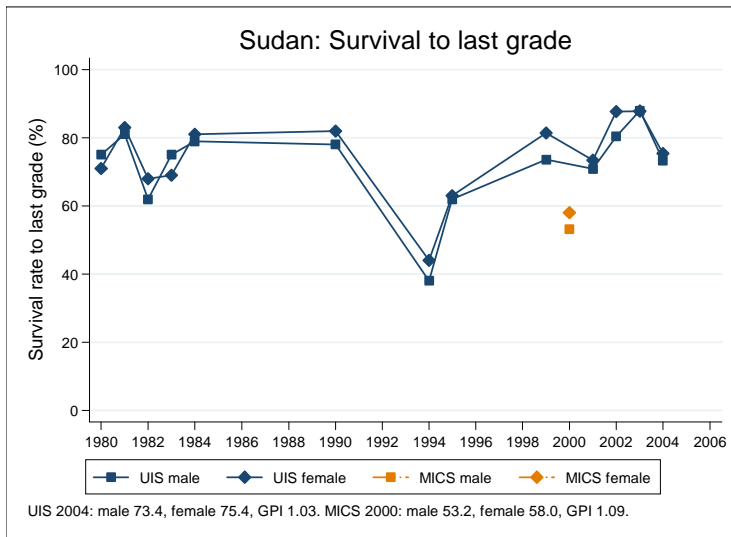


Education statistics: Sudan

UNICEF, Division of Policy and Practice, Statistics and Monitoring Section, www.childinfo.org, May 2008





Administrative data: UNESCO Institute for Statistics

Sudan

Population (1,000)			
	Total	Male	Female
Preschool age, 2006	2113	1076	1037
Primary school age, 2006	5878	2991	2887
Secondary school age, 2006	4281	2176	2105
Total population, all ages, 2007	38560	19419	19142
Official school age (years)			
	Entrance age	Graduation age	Duration
Preschool, 2005	4	5	2
Primary school, 2005	6	11	6
Secondary school, 2005	12	16	5
Compulsory education, 2005	6	13	8
Net enrolment ratio (%)			
	Total	Male	Female
Preschool NER, 2005	23.8	23.7	23.8
Primary school NER, 2000	41.2	44.9	37.2
Secondary school NER			
Gross enrolment ratio (%)			
	Total	Male	Female
Preschool GER, 2005	23.8	23.7	23.8
Primary school GER, 2005	56.7	60.6	52.7
Secondary school GER, 2005	32.7	33.8	31.6
Entrance and transition (%)			
	Total	Male	Female
Primary net intake rate			
Primary gross intake rate, 2005	63.0	67.5	58.3
Primary entrants with ECCE, 2004	48.8	52.4	44.3
Transition rate primary-secondary, 2004	89.5	87.9	91.5
Repetition and completion			
	Total	Male	Female
Primary repetition rate (%), 2005	1.7	1.4	2.1
Secondary repetition rate (%)			
Survival rate to grade 5 (%), 2004	78.6	78.0	79.4
Survival rate to last primary grade (%), 2004	74.3	73.4	75.4
Primary completion rate (%), 2005	46.9	50.2	43.4
School life expectancy (years), 2005	5.1	5.4	4.8
Teaching staff			
	Pupil/teacher ratio	% trained teachers	% female teachers
Preschool, 2005	29.1	60.0	99.2
Primary school, 2005	29.0	57.5	66.5
Secondary school, 2005	21.5	80.1	56.2
Public expenditure per student as % of GDP per capita			
Primary school			
Secondary school			
Total public expenditure on education			
As % of GDP, 1991	6.0		
As % of total government expenditure, 1991	2.8		

Data sources:

Population: United Nations Population Division, *World Population Prospects: The 2006 Revision*, March 2007.

Education: UNESCO Institute for Statistics, Data Centre, <http://stats.uis.unesco.org/unesco/ReportFolders/ReportFolders.aspx>, January 2008.

Survey data: Sudan 2000 MICS

Sudan

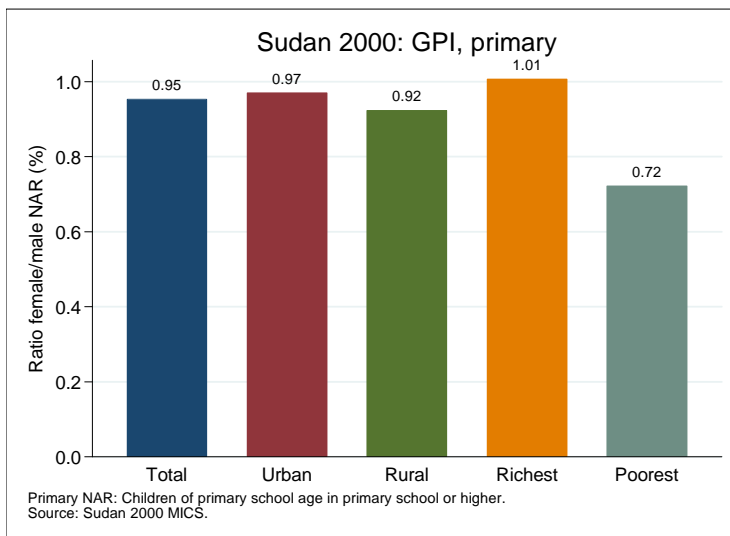
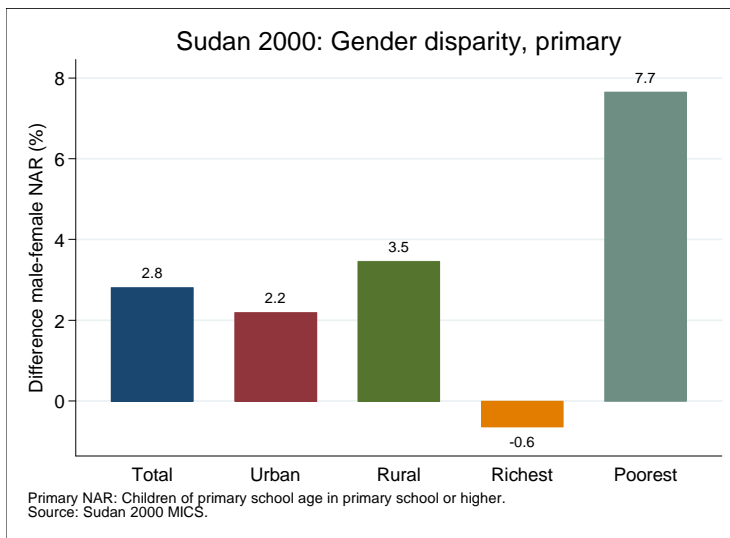
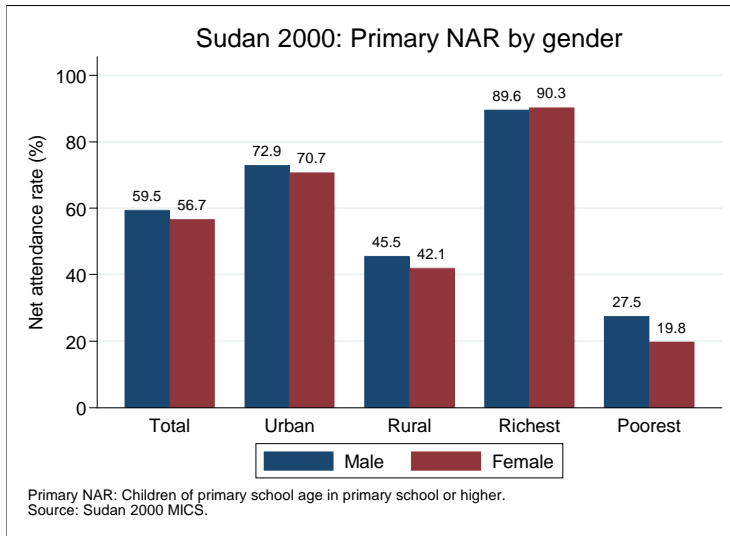
Net attendance rate (%)	Total	Male	Female	Urban	Rural	Richest	Poorest
Primary school NAR	58.1	59.5	56.7	71.8	43.8	89.9	23.7
Secondary school NAR	19.5	19.3	19.6	26.3	11.6	49.7	2.7
Gross attendance rate (%)	Total	Male	Female	Urban	Rural	Richest	Poorest
Primary school GAR	72.4	73.8	71.1	88.5	55.6	104.6	31.8
Secondary school GAR	30.5	29.6	31.2	40.5	18.8	75.6	4.2
Primary age in school (%)	Total	Male	Female	Urban	Rural	Richest	Poorest
Primary school	57.3	58.8	55.8	70.8	43.3	87.8	23.5
Secondary school	0.7	0.6	0.8	0.9	0.5	2.1	0.2
Preschool	2.8	3.1	2.5	2.9	2.8	2.6	2.3
Non-formal education	0.0	0.1	0.0	0.1	0.0	0.0	0.0
Secondary age in school (%)	Total	Male	Female	Urban	Rural	Richest	Poorest
Secondary school	19.2	19.2	19.2	25.9	11.5	48.8	2.7
Higher education	0.3	0.1	0.4	0.4	0.1	0.8	0.0
Primary school	45.3	46.9	43.8	50.4	39.5	41.9	26.6
Preschool	1.1	1.3	0.8	0.8	1.3	0.2	1.4
Non-formal education	0.1	0.1	0.0	0.0	0.1	0.0	0.1
Entrance and transition (%)	Total	Male	Female	Urban	Rural	Richest	Poorest
Primary net intake rate	14.6	15.0	14.3	20.5	8.6	34.3	3.6
Primary gross intake rate	55.9	57.7	54.1	68.7	42.7	81.3	28.1
Primary entrants with ECCE	39.8	41.2	38.2	45.6	30.1	56.0	22.1
Transition rate prim.-sec.	89.5	89.1	89.9	90.3	87.9	93.9	75.2
Repetition and completion (%)	Total	Male	Female	Urban	Rural	Richest	Poorest
Primary repetition rate	2.5	2.3	2.6	2.7	2.1	1.8	2.1
Primary dropout rate	7.7	8.2	7.1	5.3	11.6	3.0	20.0
Secondary repetition rate	3.0	3.4	2.8	3.0	3.1	2.5	3.4
Secondary dropout rate	8.3	10.2	6.6	7.7	9.9	9.8	22.1
Survival rate to grade 5	71.0	69.9	72.2	81.4	58.1	90.5	37.3
Survival rate to last prim. grade	55.6	53.2	58.0	66.7	41.3	80.4	21.3

Primary school NAR: children of primary school age in primary school or higher.

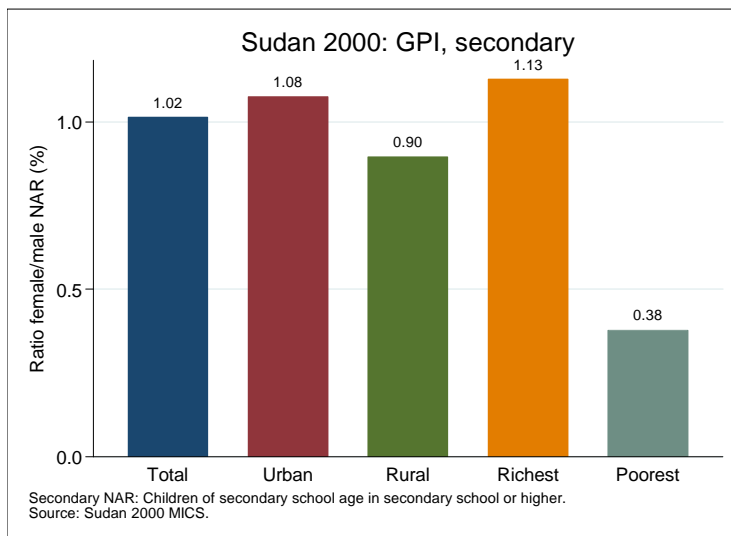
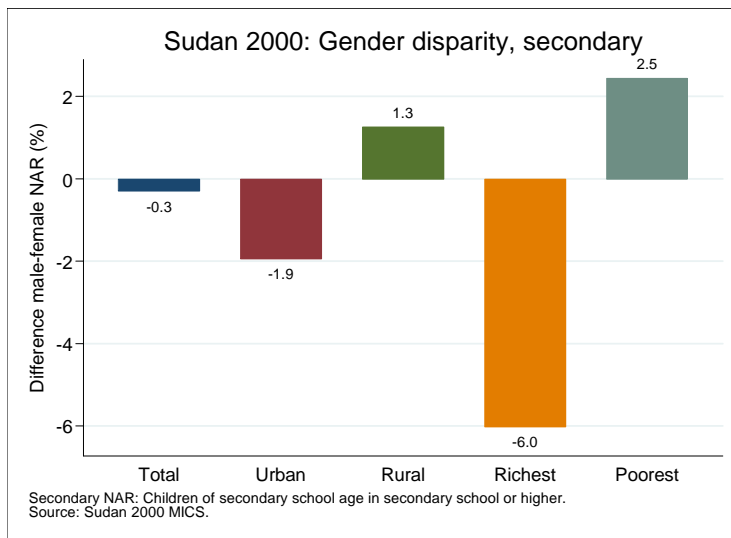
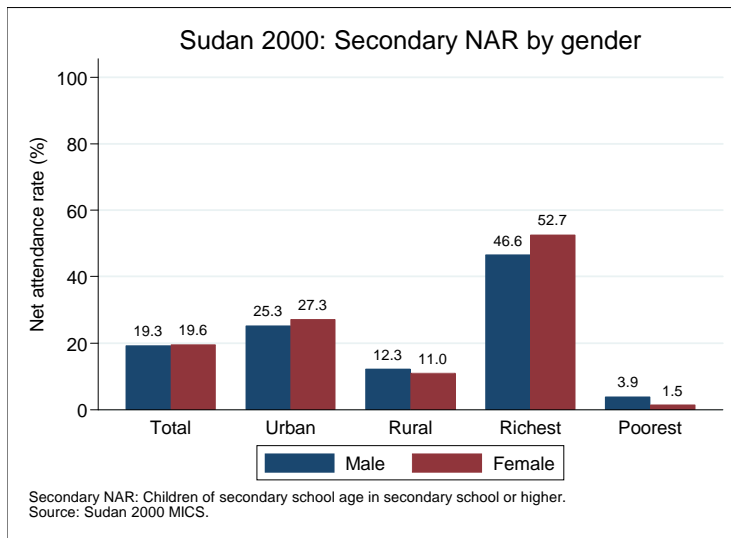
Secondary school NAR: children of secondary school age in secondary school or higher.

Data source: Sudan 2000 MICS.

Gender disparity in primary school (survey data)



Gender disparity in secondary school (survey data)



Projections to 2015

