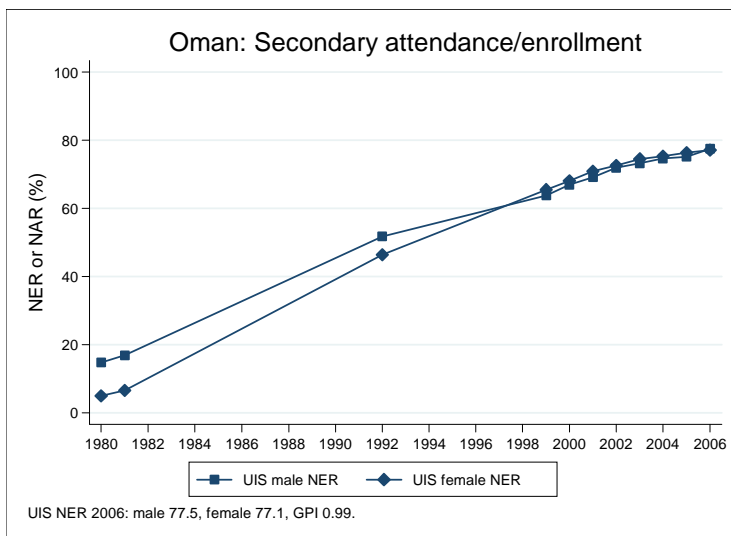
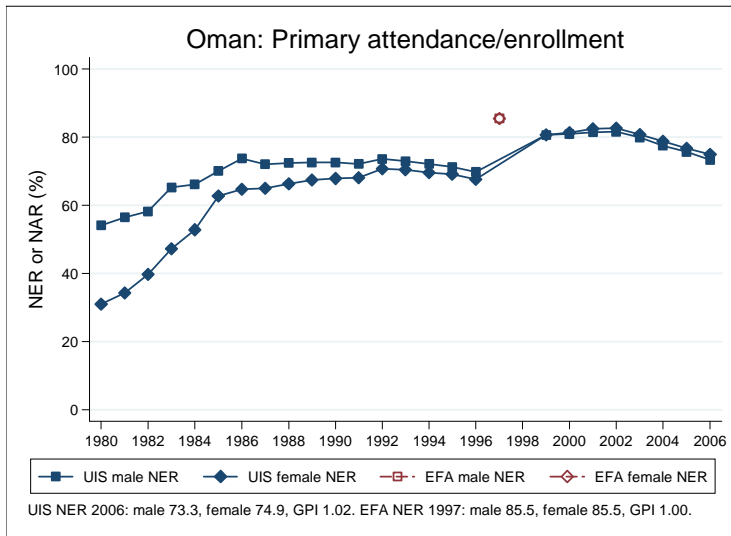
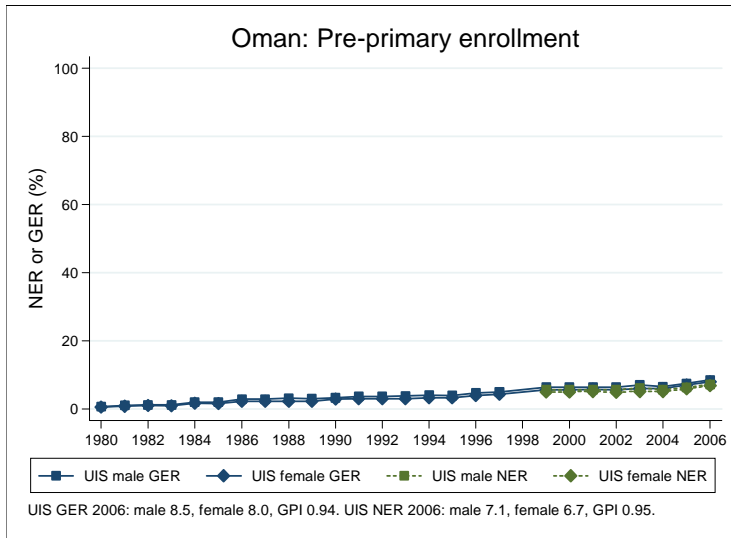
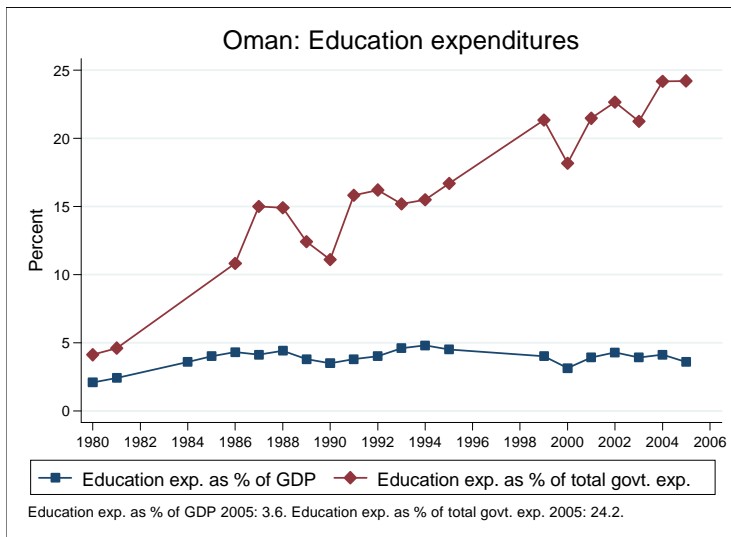
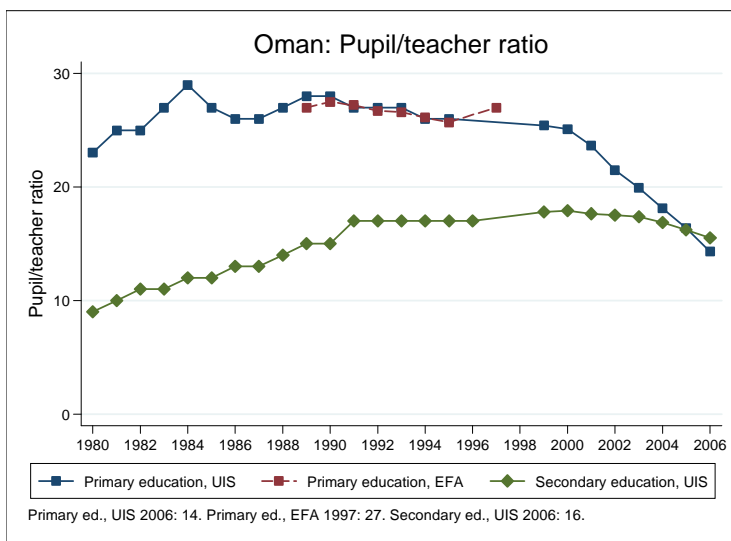
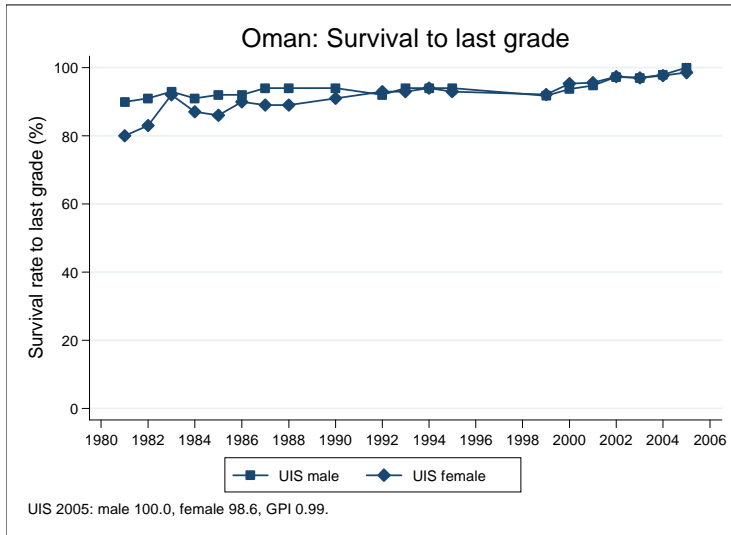


Education statistics: Oman

UNICEF, Division of Policy and Practice, Statistics and Monitoring Section, www.childinfo.org, May 2008





Administrative data: UNESCO Institute for Statistics

Oman

Population (1,000)	Total	Male	Female
Preschool age, 2006	115	59	56
Primary school age, 2006	349	179	170
Secondary school age, 2006	338	173	165
Total population, all ages, 2007	2595	1447	1149
Official school age (years)	Entrance age	Graduation age	Duration
Preschool, 2006	4	5	2
Primary school, 2006	6	11	6
Secondary school, 2006	12	17	6
Compulsory education, 2006	6	14	9
Net enrolment ratio (%)	Total	Male	Female
Preschool NER, 2006	6.9	7.1	6.7
Primary school NER, 2006	74.1	73.3	74.9
Secondary school NER, 2006	77.3	77.5	77.1
Gross enrolment ratio (%)	Total	Male	Female
Preschool GER, 2006	8.3	8.5	8.0
Primary school GER, 2006	82.5	82.2	82.7
Secondary school GER, 2006	88.6	90.4	86.8
Entrance and transition (%)	Total	Male	Female
Primary net intake rate, 2006	53.7	53.4	54.0
Primary gross intake rate, 2006	75.8	75.5	76.2
Primary entrants with ECCE			
Transition rate primary-secondary, 2005	98.4	98.7	98.1
Repetition and completion	Total	Male	Female
Primary repetition rate (%), 2006	0.6	0.7	0.8
Secondary repetition rate (%), 2006	0.8	0.7	0.9
Survival rate to grade 5 (%), 2005	100.0	100.0	100.0
Survival rate to last primary grade (%), 2005	99.3	100.0	98.6
Primary completion rate (%), 2006	93.7	94.9	92.4
School life expectancy (years), 2006	10.3	10.4	10.2
Teaching staff	Pupil/teacher ratio	% trained teachers	% female teachers
Preschool, 2006	17.8	100.0	100.0
Primary school, 2006	14.3	100.0	64.8
Secondary school, 2006	15.5	100.0	51.9
Public expenditure per student as % of GDP per capita			
Primary school, 2005	15.4		
Secondary school, 2005	12.9		
Total public expenditure on education			
As % of GDP, 2005	3.6		
As % of total government expenditure, 2005	24.2		

Data sources:

Population: United Nations Population Division, *World Population Prospects: The 2006 Revision*, March 2007.

Education: UNESCO Institute for Statistics, Data Centre, <http://stats.uis.unesco.org/unesco/ReportFolders/ReportFolders.aspx>, January 2008.