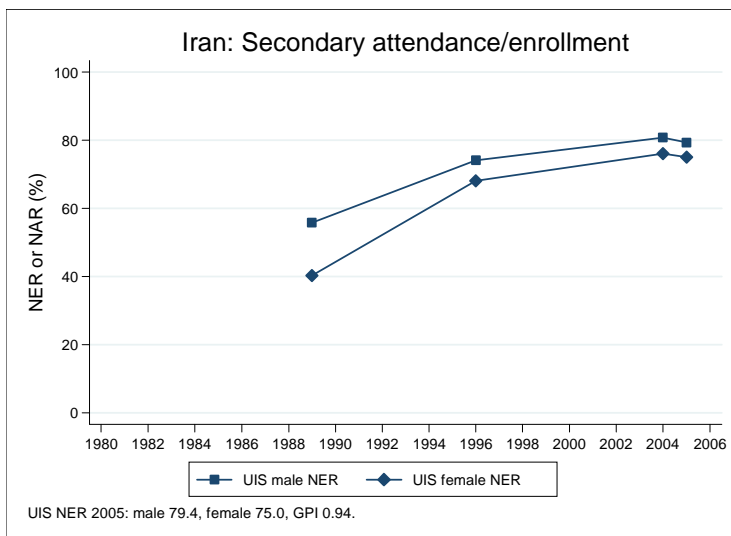
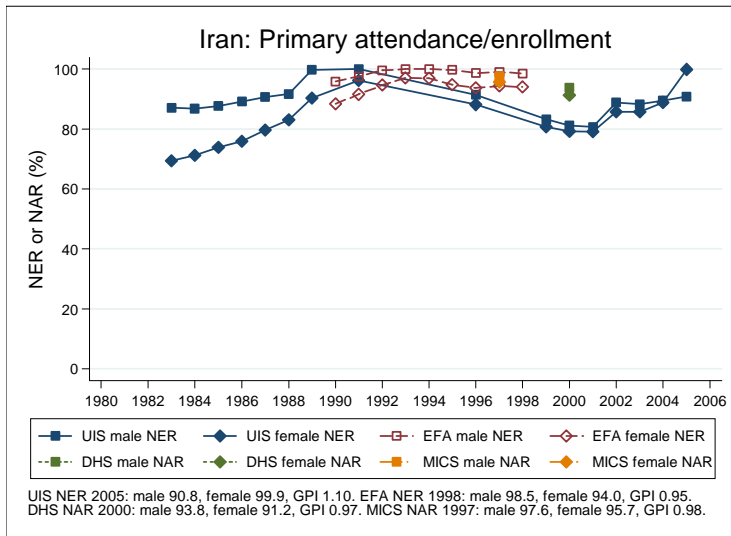
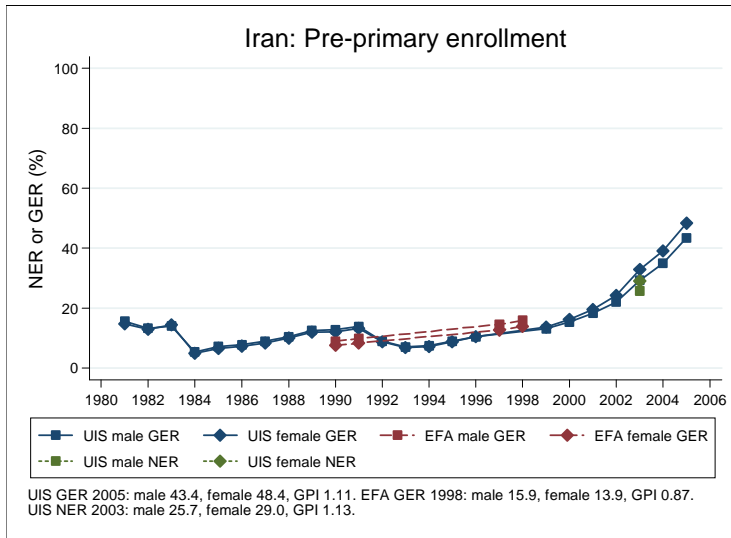
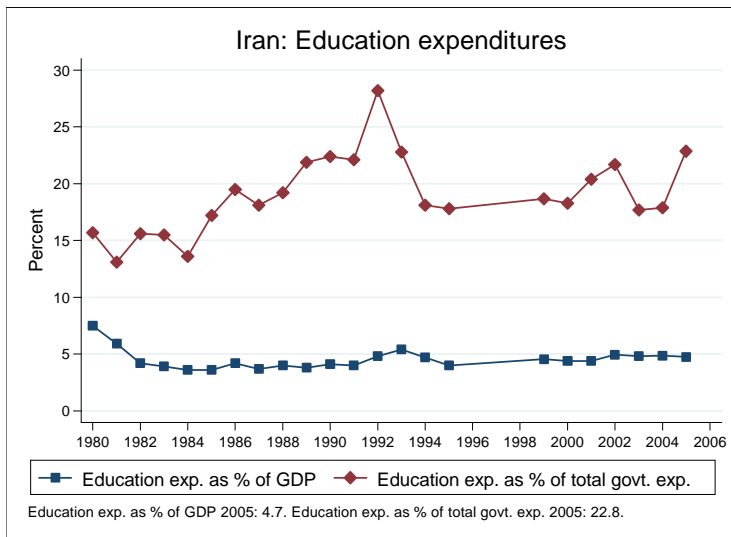
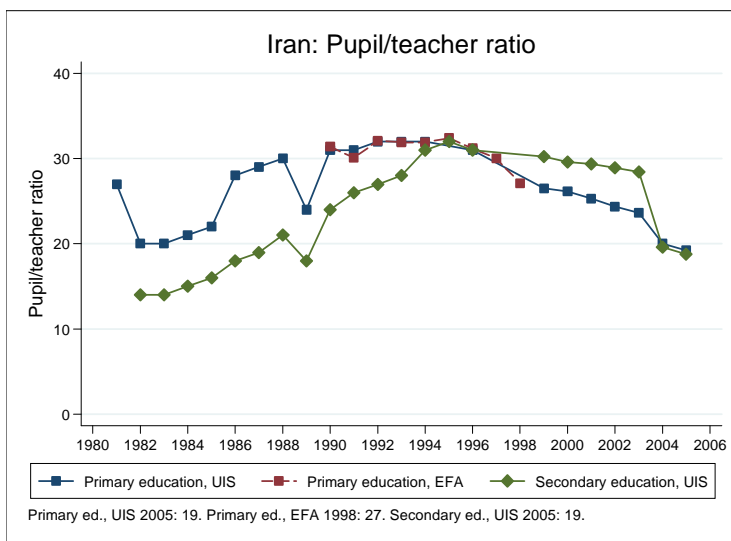
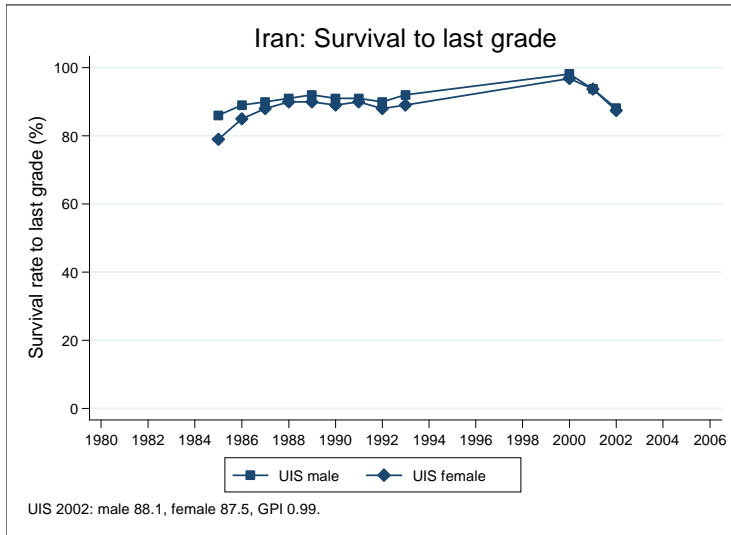


## Education statistics: Iran

UNICEF, Division of Policy and Practice, Statistics and Monitoring Section, www.childinfo.org, May 2008





## Administrative data: UNESCO Institute for Statistics

### Iran

<b>Population (1,000)</b>	<b>Total</b>	<b>Male</b>	<b>Female</b>
Preschool age, 2006	1038	532	506
Primary school age, 2006	6176	3167	3009
Secondary school age, 2006	11922	6116	5806
Total population, all ages, 2007	71208	36080	35129
<b>Official school age (years)</b>	<b>Entrance age</b>	<b>Graduation age</b>	<b>Duration</b>
Preschool, 2005	5	5	1
Primary school, 2005	6	10	5
Secondary school, 2005	11	17	7
Compulsory education, 2005	6	10	5
<b>Net enrolment ratio (%)</b>	<b>Total</b>	<b>Male</b>	<b>Female</b>
Preschool NER, 2003	27.3	25.7	29.0
Primary school NER, 2005	95.3	90.8	99.9
Secondary school NER, 2005	77.3	79.4	75.0
<b>Gross enrolment ratio (%)</b>	<b>Total</b>	<b>Male</b>	<b>Female</b>
Preschool GER, 2005	45.9	43.4	48.4
Primary school GER, 2005	111.4	100.5	122.9
Secondary school GER, 2005	81.0	83.4	78.4
<b>Entrance and transition (%)</b>	<b>Total</b>	<b>Male</b>	<b>Female</b>
Primary net intake rate, 2005	94.0	91.1	90.6
Primary gross intake rate, 2005	123.6	108.2	139.8
Primary entrants with ECCE, 2005	31.4	34.0	29.3
Transition rate primary-secondary, 2004	90.3	94.9	85.6
<b>Repetition and completion</b>	<b>Total</b>	<b>Male</b>	<b>Female</b>
Primary repetition rate (%), 2005	2.0	2.8	1.4
Secondary repetition rate (%)			
Survival rate to grade 5 (%), 2002	87.8	88.1	87.5
Survival rate to last primary grade (%), 2002	87.8	88.1	87.5
Primary completion rate (%), 2005	96.1	91.8	100.7
School life expectancy (years), 2005	11.1	10.8	11.5
<b>Teaching staff</b>	<b>Pupil/teacher ratio</b>	<b>% trained teachers</b>	<b>% female teachers</b>
Preschool, 2005	26.9	79.3	89.4
Primary school, 2005	19.2	100.0	61.2
Secondary school, 2005	18.8	100.0	48.0
<b>Public expenditure per student as % of GDP per capita</b>			
Primary school, 2005	9.8		
Secondary school, 2005	11.1		
<b>Total public expenditure on education</b>			
As % of GDP, 2005	4.7		
As % of total government expenditure, 2005	22.8		

#### Data sources:

*Population:* United Nations Population Division, *World Population Prospects: The 2006 Revision*, March 2007.

*Education:* UNESCO Institute for Statistics, Data Centre, <http://stats.uis.unesco.org/unesco/ReportFolders/ReportFolders.aspx>, January 2008.