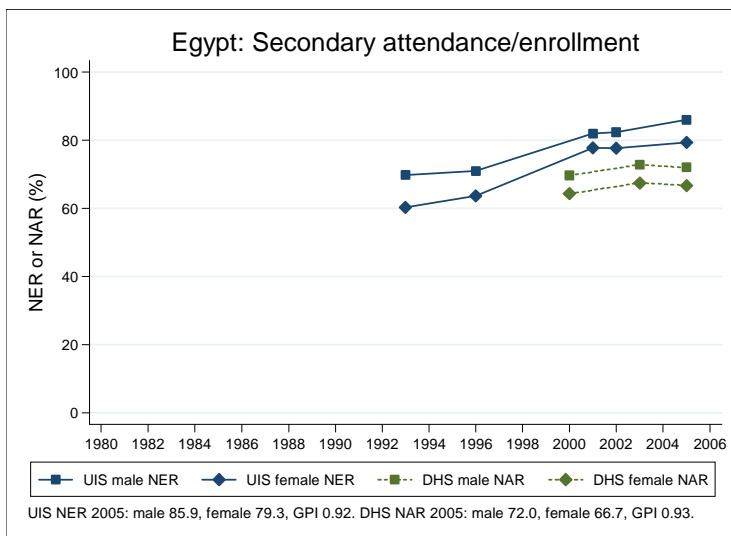
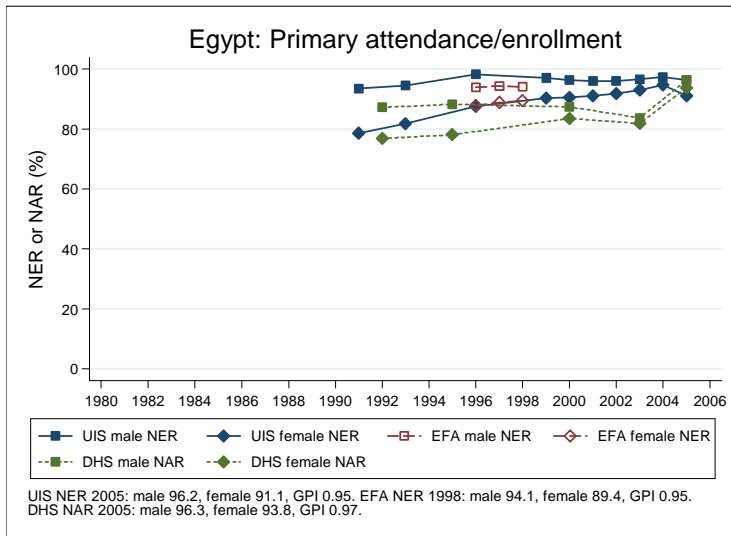
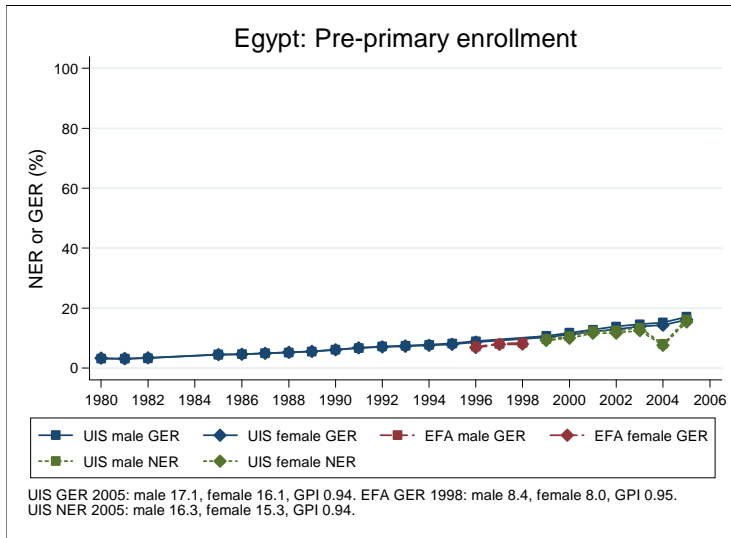
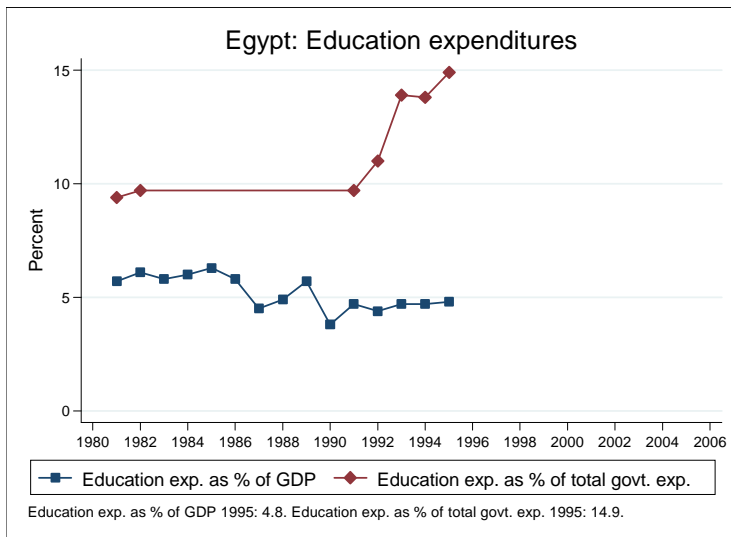
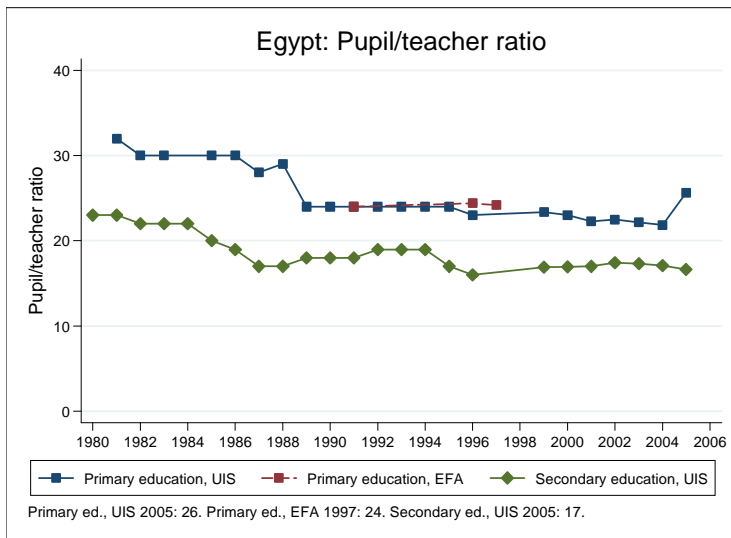
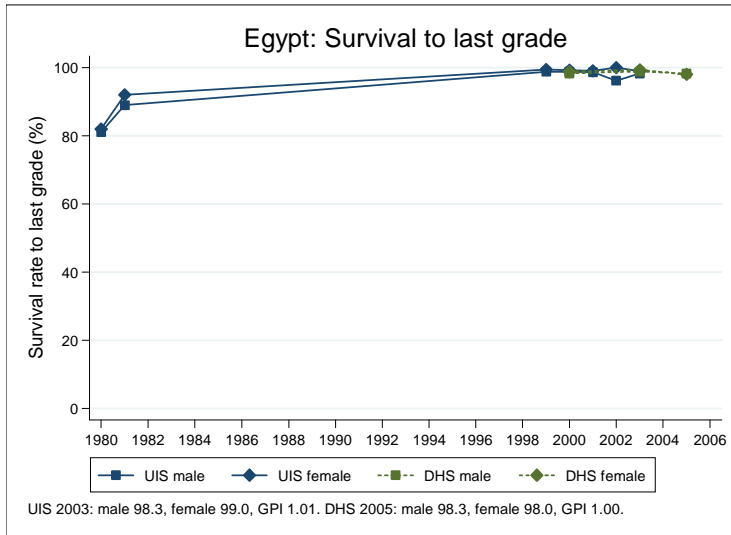


Education statistics: Egypt

UNICEF, Division of Policy and Practice, Statistics and Monitoring Section, www.childinfo.org, May 2008





Administrative data: UNESCO Institute for Statistics

Egypt

Population (1,000)	Total	Male	Female
Preschool age, 2006	3316	1691	1625
Primary school age, 2006	9466	4830	4636
Secondary school age, 2006	9457	4818	4639
Total population, all ages, 2007	75498	37790	37708
Official school age (years)	Entrance age	Graduation age	Duration
Preschool, 2005	4	5	2
Primary school, 2005	6	11	6
Secondary school, 2005	12	17	6
Compulsory education, 2005	6	14	9
Net enrolment ratio (%)	Total	Male	Female
Preschool NER, 2005	15.8	16.3	15.3
Primary school NER, 2005	93.7	96.2	91.1
Secondary school NER, 2005	82.7	85.9	79.3
Gross enrolment ratio (%)	Total	Male	Female
Preschool GER, 2005	16.6	17.1	16.1
Primary school GER, 2005	101.6	104.8	98.2
Secondary school GER, 2005	86.2	89.5	82.6
Entrance and transition (%)	Total	Male	Female
Primary net intake rate, 2004	92.7	93.1	92.3
Primary gross intake rate, 2005	103.7	105.5	101.8
Primary entrants with ECCE			
Transition rate primary-secondary, 2004	76.9	72.4	82.0
Repetition and completion	Total	Male	Female
Primary repetition rate (%), 2005	2.2	2.7	1.5
Secondary repetition rate (%), 2005	9.2	10.7	7.5
Survival rate to grade 5 (%), 2004	94.5	98.3	99.0
Survival rate to last primary grade (%), 2003	98.6	98.3	99.0
Primary completion rate (%), 2005	98.0	102.1	93.7
School life expectancy (years), 2005	11.3	11.7	10.9
Teaching staff	Pupil/teacher ratio	% trained teachers	% female teachers
Preschool, 2005	23.7	85.7	99.0
Primary school, 2005	25.6	99.9	55.0
Secondary school, 2005	16.6	83.0	41.2
Public expenditure per student as % of GDP per capita			
Primary school			
Secondary school			
Total public expenditure on education			
As % of GDP, 1991	3.9		
As % of total government expenditure			

Data sources:

Population: United Nations Population Division, *World Population Prospects: The 2006 Revision*, March 2007.

Education: UNESCO Institute for Statistics, Data Centre, <http://stats.uis.unesco.org/unesco/ReportFolders/ReportFolders.aspx>, January 2008.

Survey data: Egypt 2005 DHS

Egypt

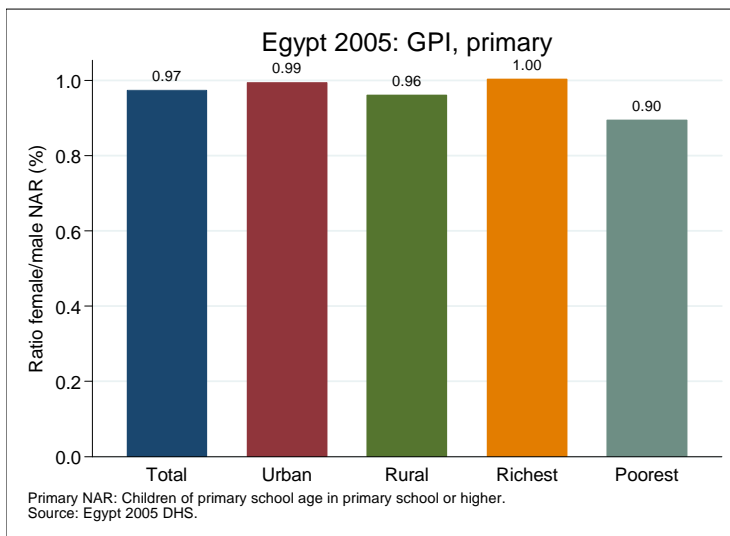
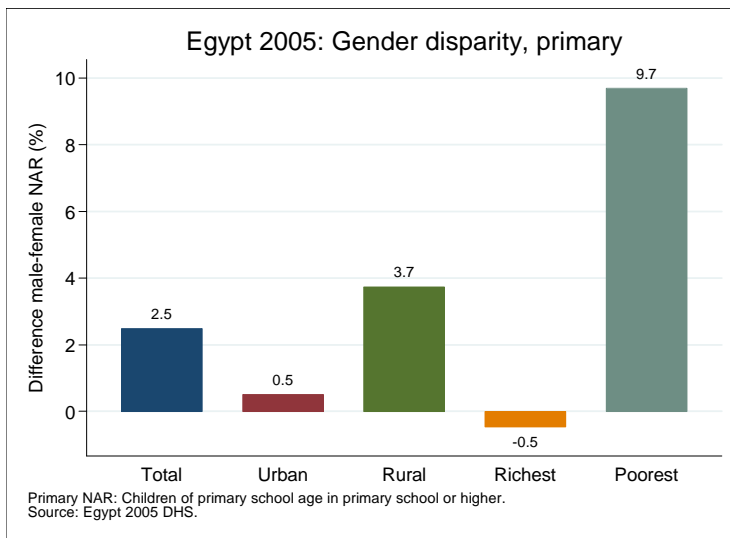
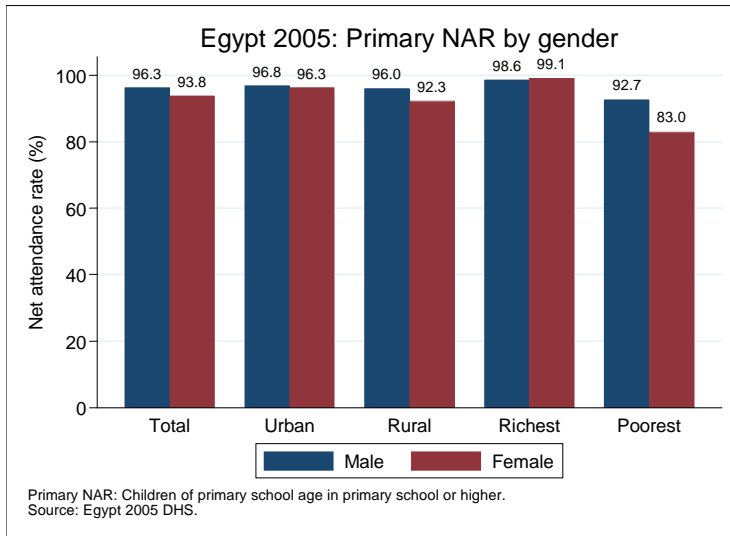
Net attendance rate (%)	Total	Male	Female	Urban	Rural	Richest	Poorest
Primary school NAR	95.1	96.3	93.8	96.6	94.2	98.8	88.0
Secondary school NAR	69.4	72.0	66.7	77.6	64.1	90.7	48.3
Gross attendance rate (%)	Total	Male	Female	Urban	Rural	Richest	Poorest
Primary school GAR	99.2	101.2	97.1	98.8	99.5	99.4	94.8
Secondary school GAR	73.3	77.1	69.3	79.4	69.3	87.0	54.0
Primary age in school (%)	Total	Male	Female	Urban	Rural	Richest	Poorest
Primary school	88.8	90.3	87.1	89.3	88.4	90.1	83.6
Secondary school	6.3	6.0	6.7	7.3	5.7	8.8	4.4
Preschool	0.0	0.1	0.0	0.1	0.0	0.2	0.0
Non-formal education							
Secondary age in school (%)	Total	Male	Female	Urban	Rural	Richest	Poorest
Secondary school	63.8	66.8	60.7	68.3	60.9	74.4	47.4
Higher education	5.6	5.2	6.0	9.3	3.2	16.3	0.9
Primary school	2.6	2.8	2.3	1.9	3.1	1.3	4.3
Preschool	0.0	0.0	0.0	0.0	0.0	0.0	0.1
Non-formal education							
Entrance and transition (%)	Total	Male	Female	Urban	Rural	Richest	Poorest
Primary net intake rate	55.5	53.9	57.0	52.2	57.5	45.5	56.3
Primary gross intake rate	104.8	105.9	103.8	100.8	107.4	96.0	106.6
Primary entrants with ECCE	15.1	15.2	15.0	21.3	11.5	29.0	6.2
Transition rate prim.-sec.	80.4	82.0	78.1	69.5	84.6	68.7	77.3
Repetition and completion (%)	Total	Male	Female	Urban	Rural	Richest	Poorest
Primary repetition rate	2.3	2.6	2.0	2.2	2.4	1.9	2.9
Primary dropout rate	0.4	0.4	0.4	0.3	0.4	0.1	1.0
Secondary repetition rate	5.0	5.6	4.3	4.5	5.4	3.4	6.9
Secondary dropout rate	8.1	7.9	8.3	5.2	10.3	2.6	12.1
Survival rate to grade 5	99.0	99.3	98.6	99.3	98.8	99.6	97.4
Survival rate to last prim. grade	98.1	98.3	98.0	98.5	97.9	99.6	95.1

Primary school NAR: children of primary school age in primary school or higher.

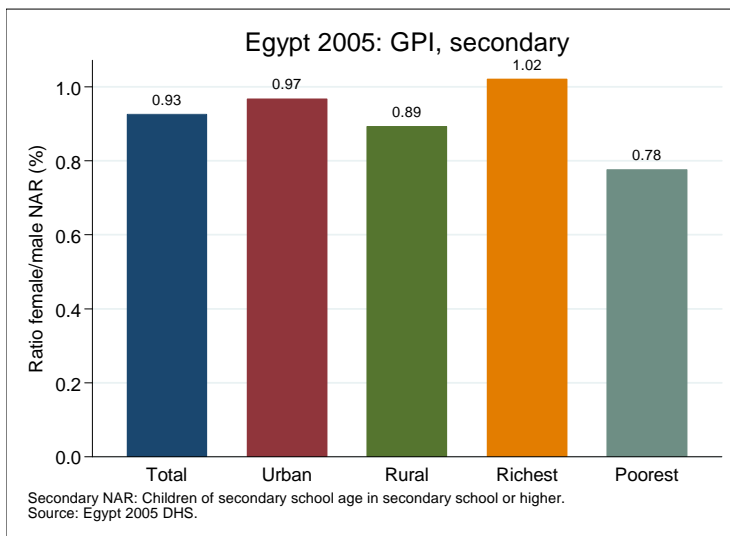
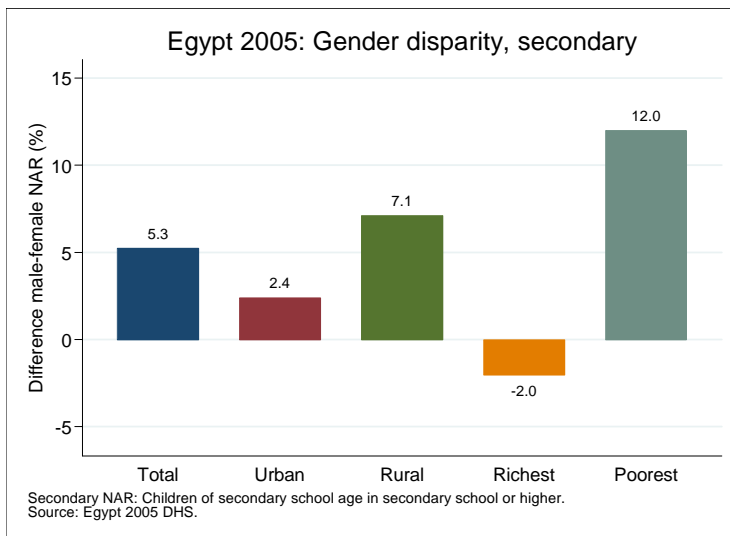
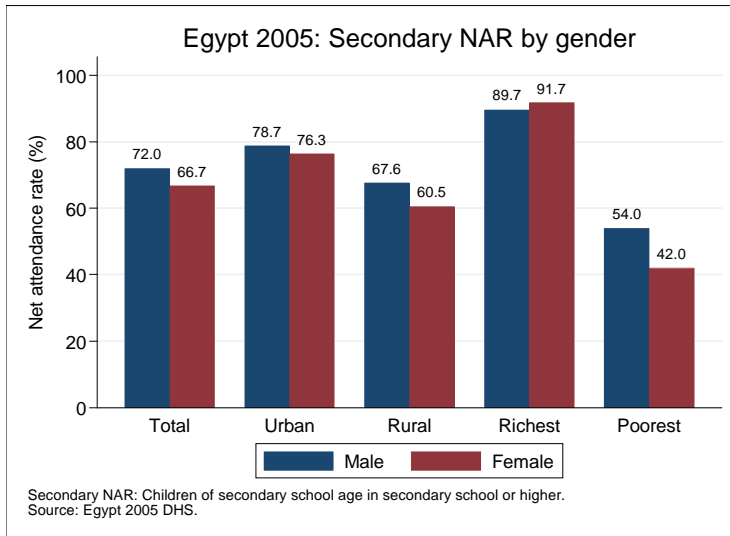
Secondary school NAR: children of secondary school age in secondary school or higher.

Data source: Egypt 2005 DHS.

Gender disparity in primary school (survey data)



Gender disparity in secondary school (survey data)



Projections to 2015

