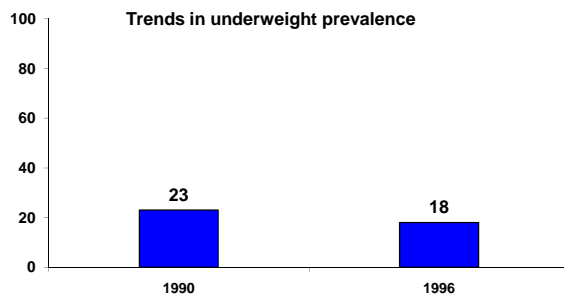


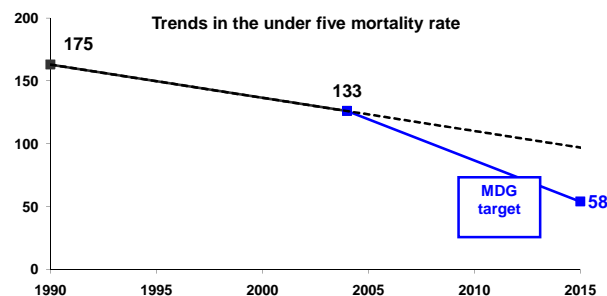
DJIBOUTI

PROGRESS TOWARD THE MILLENNIUM DEVELOPMENT GOALS

MDG 1: NUTRITION "ON TRACK"

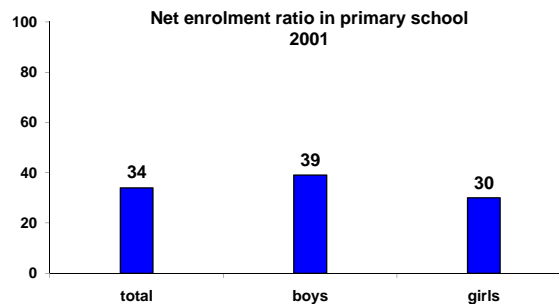


MDG 4: CHILD MORTALITY "NOT ON TRACK"



MDG 6: HIV/AIDS & MALARIA "NOT AVAILABLE"

MDG 2: EDUCATION "INSUFFICIENT DATA TO ASSESS PROGRESS"



MDG 5: MATERNAL MORTALITY "VERY HIGH"

Maternal Mortality Ratio (adjusted)

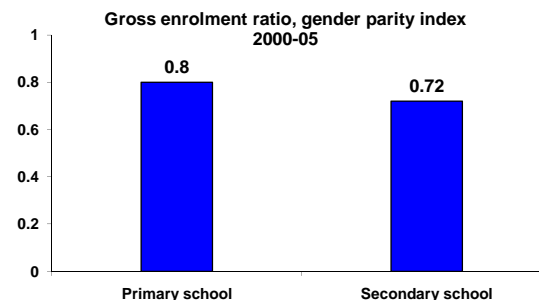
DJIBOUTI	730
Developing World	440
Industrialized World	13
World	400

Lifetime risk of maternal death (1 in :)

DJIBOUTI	19
Developing World	61
Industrialized World	4000
	74

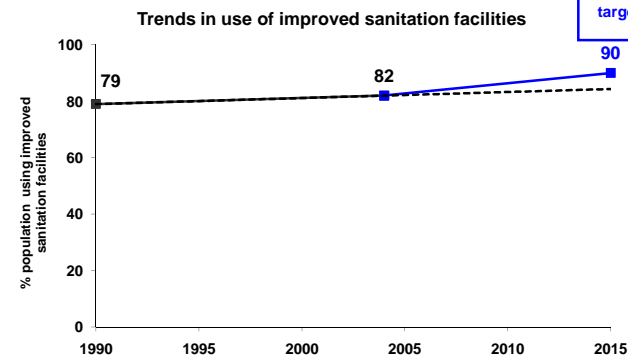
MDG 7: WATER & SANITATION "INSUFFICIENT DATA TO ASSESS PROGRESS"

MDG 3: GENDER EQUALITY "NOT ON TRACK"



MDG 6: HIV/AIDS & MALARIA "NOT AVAILABLE"

MDG 7: WATER & SANITATION "ON TRACK"



(See pages 2 & 3 for specific data sources)

DJIBOUTI

PROGRESS TOWARD THE MILLENNIUM DEVELOPMENT GOALS

GOAL	TARGET	MEASURE OF TARGET	1990		2005		Target 2015	Actual AARC*	Required AARC*	SUMMARY	SOURCES
			1990	2005	1990	2005					
MDG 1	NUTRITION	Halve between 1990 and 2015 the proportion of people who suffer from hunger	23 (1990)	18 (1996)	NA	3.8%	2.8%	ON TRACK	MOH 1990; EDAM 1996; UNICEF Progress for Children May 2006		
MDG 2	EDUCATION	Ensure that by 2015 children everywhere, boys and girls alike, will be able to complete a full course of primary schooling	Net enrolment ratio in primary school (total)**		34.3 (2001)	NA	100	NA	4.69%	INSUFFICIENT DATA TO ASSESS PROGRESS	UNICEF Progress for Children April 2005
		Net enrolment ratio in primary school (boys)**		38.7 (2001)	NA	100	NA	4.38%		UNICEF Progress for Children April 2005	
		Net enrolment ratio in primary school (girls)**		29.8 (2001)	NA	100	NA	5.01%		UNICEF Progress for Children April 2005	
MDG 3	GENDER EQUALITY	Eliminate gender disparity in primary and secondary education, preferably by 2005, and in all levels by 2015	Gross enrolment ratio in primary school, gender parity index		NA	0.80 (2000-05)	1.00	NA	NA	NOT ON TRACK (On track = GPI is between 0.96 and 1.04 inclusive)	UNESCO estimates available in SOWC2007
			Gross enrolment ratio in secondary school, gender parity index		NA	0.72 (2000-05)	1.00	NA	NA	NOT ON TRACK (On track = GPI is between 0.96 and 1.04 inclusive)	UNESCO estimates available in SOWC2007
MDG 4	CHILD MORTALITY	Reduce by two-thirds, between 1990 and 2015, the under five mortality rate	Under five mortality rate	175	133	58	1.8%	8.2%	NOT ON TRACK	UNICEF/WHO/World Bank/ UNPD joint estimates	
			DJIBOUTI	DEVELOPING WORLD	INDUSTRIALIZED WORLD	WORLD					
MDG 5	MATERNAL MORTALITY	Reduce by three-quarters, between 1990 and 2015, the maternal mortality ratio	Maternal mortality ratio:		730 (2000)	440 (2000)	13 (2000)	400 (2000)		VERY HIGH (Latest estimate below 100)	UNICEF/WHO/UNFPA adjusted estimates of maternal mortality in "Maternal Mortality in 2000: Estimates Developed by WHO/UNICEF/UNFPA"
		Lifetime risk of maternal death (1 in :)		19 (2000)	61 (2000)	4000 (2000)	74 (2000)		VERY HIGH	UNICEF/WHO/UNFPA adjusted estimates of maternal mortality in "Maternal Mortality in 2000: Estimates Developed by WHO/UNICEF/UNFPA"	
			MEASURE OF TARGET	1990	2005	Target 2015	Actual AARC*	Required AARC*			
MDG 6	HIV/AIDS & MALARIA	Have halted and begun to reverse the spread of HIV/AIDS	HIV prevalence rate among young pregnant women aged 15-24 years (in capital city)		NA	NA	NA	NA	NA	NOT AVAILABLE	Ministry of Health
		Have halted and begun to reverse the incidence of malaria and other major diseases		Incidence estimates not available (see page 3 for key malaria indicators for MDG monitoring)							
MDG 7	WATER & SANITATION	Halve by 2015 the proportion of people without sustainable access to safe drinking water and basic sanitation	% population using improved drinking water sources		72	73 (2004)	86	NA	NA	INSUFFICIENT DATA TO ASSESS PROGRESS	UNICEF/WHO Joint Monitoring Programme (JMP), and UNICEF Progress for Children September 2006
		Halve by 2015 the proportion of people without sustainable access to safe drinking water and basic sanitation		% population using improved sanitation facilities		79	82 (2004)	90	NA	NA	ON TRACK

* AARC = average annual rate of change

** In some countries the net attendance ratio in primary school is used instead.

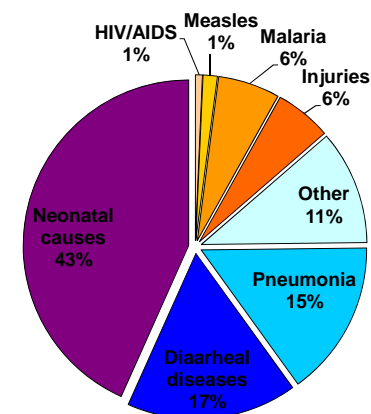
DJIBOUTI

OTHER KEY INDICATORS OF CHILD WELL-BEING

AREA	SUB-AREA	KEY INDICATOR	YEAR & SOURCE	DJIBOUTI ESTIMATE	MENA AVERAGE
NUTRITION	VITAMIN A SUPPLEMENTATION	Vitamin A supplementation coverage rate (6-59 months)	NA	NA	NA
	EXCLUSIVE BREASTFEEDING	% infants who are exclusively breastfed (first 6 months of life)	NA	NA	30
	IODIZED SALT CONSUMPTION	% households consuming adequately iodized salt (15 parts per million or more)	NA	NA	65
	LOW BIRTH WEIGHT	% infants with low birth weight	Rapport Semestrial des Activites du Program 2005	16	15
HEALTH	PNEUMONIA	% under fives with pneumonia taken to an appropriate health care provider	NA	NA	66
	DIARRHEA	% under fives with diarrhea receiving ORT and continued feeding	NA	NA	39
	MALARIA	% under fives with fever receiving antimalarial drugs % under fives sleeping under an ITN	NA NA	NA NA	NA NA
HIV/AIDS	PREVALENCE	Estimated adult HIV prevalence rate (15-49 years)	UNAIDS 2005	3.1	0.2
	PMTCT	% HIV-positive pregnant women receiving ARVs to prevent infant HIV infection	PLS/MOH 2004	8.3	NA
	KNOWLEDGE	% of young people who have comprehensive knowledge of HIV	NA	NA	NA
	CONDOM USE	% of young people who used a condom at last high-risk sex	NA	NA	NA
IMMUNIZATION	MEASLES	% one year old children immunized against measles	WHO and UNICEF 2005	65	89
	DPT3	% one year old children immunized with 3 doses of DPT	WHO and UNICEF 2005	71	89
MATERNAL & NEWBORN CARE	SKILLED ATTENDANT AT DELIVERY	% births attended by skilled health personnel (doctor, nurse, midwife)	MOH 2003	61	76
	ANTENATAL CARE	% women aged 15-49 years attended at least once during pregnancy by skilled health personnel (doctor, nurse or midwife)	MOH 2003	67	70
	CONTRACEPTIVE PREVALENCE	% women in union aged 15-49 currently using contraception	PAPFAM 2002	9	53
CHILD PROTECTION	BIRTH REGISTRATION	% children under five that were registered at the moment of survey	NA	NA	NA
	FEMALE GENITAL MUTILATION	% women 15-49 years of age who have been mutilated/cut	PAPFAM 2002	98	NA
	CHILD LABOR	% children aged 5-14 years involved in labor activities at the moment of survey	NA	NA	10
	CHILD MARRIAGE	% women 20-24 years of age that were married or in union before they were 18 years old	NA	NA	NA

DEMOGRAPHY (2005)			
Total population	793,000	Total under five population	120,000
Under five mortality rate	133	Under five mortality rank	30
Total births	27,000	Total under five deaths	4,000

CAUSES OF UNDER FIVE DEATHS, MENA REGION (2004)



Source: UNICEF, The State of the World's Children 2007; www.childinfo.org