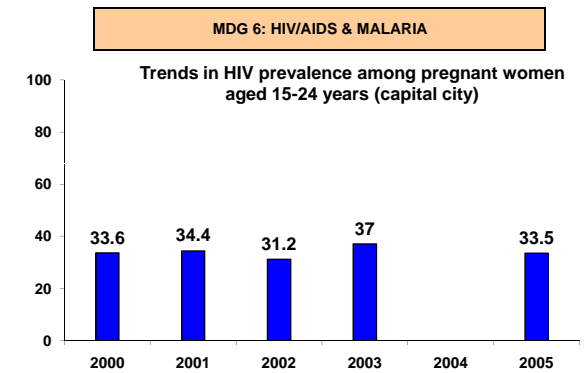
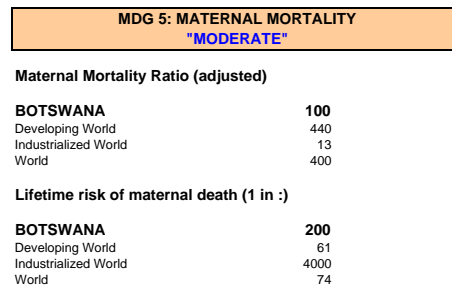
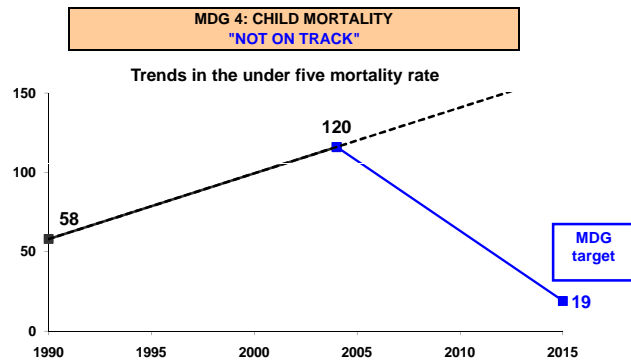
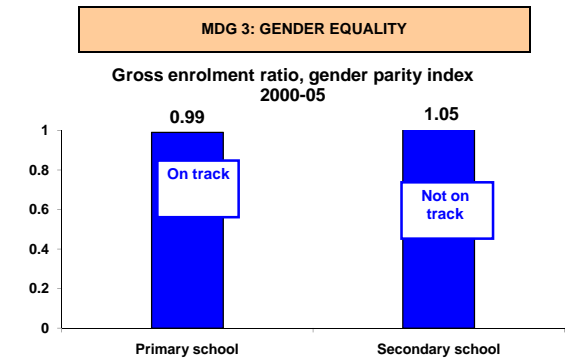
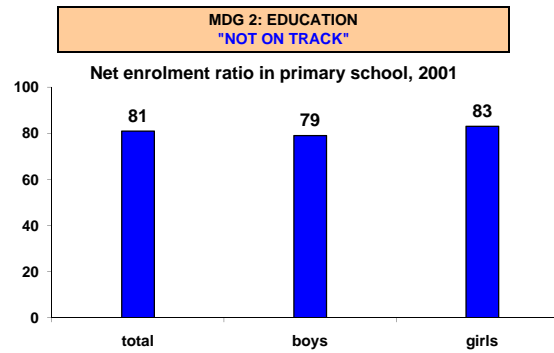
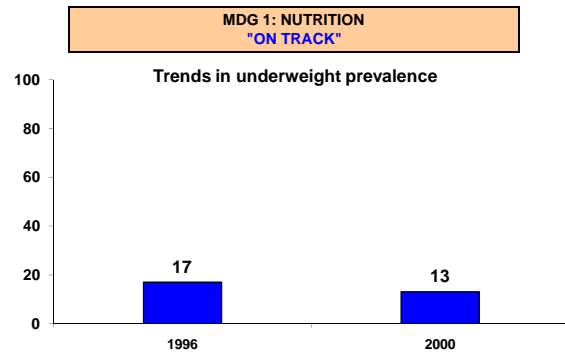


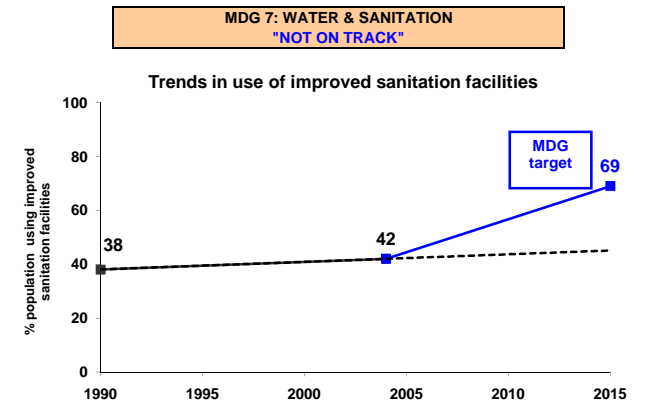
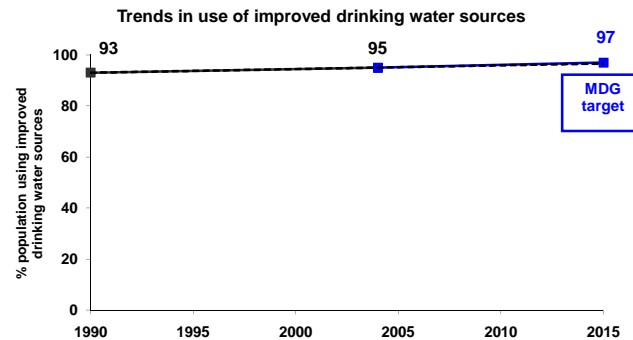
# BOTSWANA

## PROGRESS TOWARD THE MILLENNIUM DEVELOPMENT GOALS



**MDG 6: HIV/AIDS & MALARIA**  
"NOT AVAILABLE"

**MDG 7: WATER & SANITATION**  
"ON TRACK"



(See pages 2 & 3 for specific data sources)

# BOTSWANA

## PROGRESS TOWARD THE MILLENNIUM DEVELOPMENT GOALS

GOAL	TARGET	MEASURE OF TARGET	MEASURE OF TARGET		Target 2015	Actual AARC*	Required AARC*	SUMMARY	SOURCES	
			1990	2005						
MDG 1	NUTRITION	Halve between 1990 and 2015 the proportion of people who suffer from hunger	% children under five who are underweight	17 (1996)	13 (2000)	NA	7.8%	2.8%	ON TRACK	Family Health Survey 1996; MICS 2000 (Reanalyzed by UNICEF HQ); UNICEF Progress for Children May 2006
			Net enrolment ratio in primary school (total)**	81.1 (2001)	86.0	100	1.23%	1.35%	NOT ON TRACK	UNICEF Progress for Children April 2005
MDG 2	EDUCATION	Ensure that by 2015 children everywhere, boys and girls alike, will be able to complete a full course of primary schooling	Net enrolment ratio in primary school (boys)**	79.3 (2001)	84.7	100	1.35%	1.48%		UNICEF Progress for Children April 2005
			Net enrolment ratio in primary school (girls)**	82.9 (2001)	87.4	100	1.13%	1.22%		UNICEF Progress for Children April 2005
MDG 3	GENDER EQUALITY	Eliminate gender disparity in primary and secondary education, preferably by 2005, and in all levels by 2015	Gross enrolment ratio in primary school, gender parity index	NA	0.99 (2000-05)	NA	NA	NA	ON TRACK (On track = GPI is between 0.96 and 1.04 inclusive)	UNESCO/UNICEF joint estimates available in SOWC2007
			Gross enrolment ratio in secondary school, gender parity index	NA	1.05 (2000-05)	NA	NA	NA	NOT ON TRACK (On track = GPI is between 0.96 and 1.04 inclusive)	UNESCO/UNICEF joint estimates available in SOWC2007
MDG 4	CHILD MORTALITY	Reduce by two-thirds, between 1990 and 2015, the under five mortality rate	Under five mortality rate	58	120	19	-4.8%	18.3%	NOT ON TRACK	UNICEF/WHO/World Bank/ UNPD joint estimates
			BOTSWANA	DEVELOPING WORLD	INDUSTRIALIZED WORLD	WORLD				
MDG 5	MATERNAL MORTALITY	Reduce by three-quarters, between 1990 and 2015, the maternal mortality ratio	Maternal mortality ratio:	100 (2000)	440 (2000)	13 (2000)	400 (2000)		MODERATE	UNICEF/WHO/UNFPA adjusted estimates of maternal mortality in "Maternal Mortality in 2000: Estimates Developed by WHO/UNICEF/UNFPA" UNICEF Progress for Children May 2006
		Lifetime risk of maternal death (1 in : )	200 (2000)	61 (2000)	4000 (2000)	74 (2000)		MODERATE	UNICEF/WHO/UNFPA adjusted estimates of maternal mortality in "Maternal Mortality in 2000: Estimates Developed by WHO/UNICEF/UNFPA"	
			MEASURE OF TARGET	1990	2005	Target 2015	Actual AARC*	Required AARC*		
MDG 6	HIV/AIDS & MALARIA	Have halted and begun to reverse the spread of HIV/AIDS	HIV prevalence rate among young pregnant women aged 15-24 years (in capital city)	33.6 (2000)	33.5	NA	NA	NA		Ministry of Health
		Have halted and begun to reverse the incidence of malaria and other major diseases	Incidence estimates not available (see page 3 for key malaria indicators for MDG monitoring)							
MDG 7	WATER & SANITATION	Halve by 2015 the proportion of people without sustainable access to safe drinking water and basic sanitation	% population using improved drinking water sources	93	95 (2004)	97	NA	NA	ON TRACK	UNICEF/WHO Joint Monitoring Programme (JMP), and UNICEF Progress for Children September 2006
		Halve by 2015 the proportion of people without sustainable access to safe drinking water and basic sanitation	% population using improved sanitation facilities	38	42 (2004)	69	NA	NA	NOT ON TRACK	UNICEF/WHO Joint Monitoring Programme (JMP), and UNICEF Progress for Children September 2006

\* AARC = average annual rate of change

\*\* In some countries the net attendance ratio in primary school is used instead.

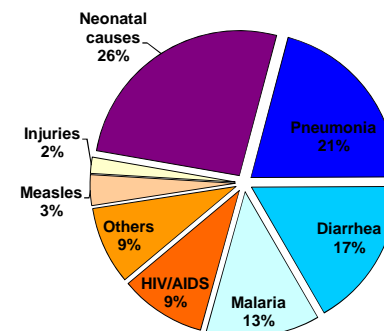
# BOTSWANA

## OTHER KEY MEASURES OF CHILD WELL-BEING

AREA	SUB-AREA	KEY INDICATOR	YEAR & SOURCE	BOTSWANA ESTIMATE	ESARO AVERAGE
NUTRITION	VITAMIN A SUPPLEMENTATION	Vitamin A supplementation coverage rate (6-59 months)	UNICEF HQ 2004	62	60
	EXCLUSIVE BREASTFEEDING	% children who are exclusively breastfed (first 6 months of life)	MICS 2000 Reanalyzed by UNICEF HQ	34	40
	IODIZED SALT CONSUMPTION	% households consuming adequately iodized salt (15 parts per million or more)	MICS 2000 Reanalyzed by UNICEF HQ	66	60
	LOW BIRTH WEIGHT	% infants with low birth weight	MICS 2000 Reanalyzed by UNICEF HQ	10	13
HEALTH	PNEUMONIA	% under fives with pneumonia taken to an appropriate health care provider	MICS 2000 Reanalyzed by UNICEF HQ	14	43
	DIARRHEA	% under fives with diarrhea receiving ORT and continued feeding	MICS 2000 Reanalyzed by UNICEF HQ	7	40
	MALARIA	% under fives with fever receiving antimalarial drugs	NA	NA	26
		% under fives sleeping under an ITN	NA	NA	5
HIV/AIDS	PREVALENCE	Estimated adult HIV prevalence rate (15-49 years)	UNAIDS 2005	24.1	8.6
	PMTCT	% HIV-positive pregnant women receiving ARVs to prevent infant HIV infection	MOH 2004	49	NA
	KNOWLEDGE	% of young people who have comprehensive knowledge of HIV	BAIS 2001	33 (male) 40 (female)	40 (male) 31 (female)
	CONDOM USE	% of young people who used a condom at last high-risk sex	BAIS 2001	88 (male) 75 (female)	41 (male) 30 (female)
IMMUNIZATION	MEASLES	% one year old children immunized against measles	WHO and UNICEF 2005	90	72
	DPT3	% one year old children immunized with 3 doses of DPT	WHO and UNICEF 2005	97	76
MATERNAL & NEWBORN CARE	SKILLED ATTENDANT AT DELIVERY	% births attended by skilled health personnel (doctor, nurse, midwife)	MICS 2000 Reanalyzed by UNICEF HQ	94	39
	ANTENATAL CARE	% women aged 15-49 years attended at least once during pregnancy by skilled health personnel (doctor, nurse or midwife)	MICS 2000	97	71
	CONTRACEPTIVE PREVALENCE	% women in union aged 15-49 currently using contraception	MICS 2000	48	30
CHILD PROTECTION	BIRTH REGISTRATION	% children under five that were registered at the moment of survey	MICS 2000	58	33
	FEMALE GENITAL MUTILATION	% women 15-49 years of age who have been mutilated/cut	NA	NA	NA
	CHILD LABOR	% children aged 5-14 years involved in labor activities at the moment of survey	NA	NA	34
	CHILD MARRIAGE	% women 20-24 years of age that were married or in union before they were 18 years old	DHS 1998	10	36

DEMOGRAPHY (2005)			
Total population	1,765,000	Total under five population	218,000
Under five mortality rate	120	Under five mortality rank	37
Total births	45,000	Total under five deaths	5,000

CAUSES OF UNDER FIVE DEATHS, ESARO REGION (2004)



Source: UNICEF, The State of the World's Children 2007; [www.childinfo.org](http://www.childinfo.org)