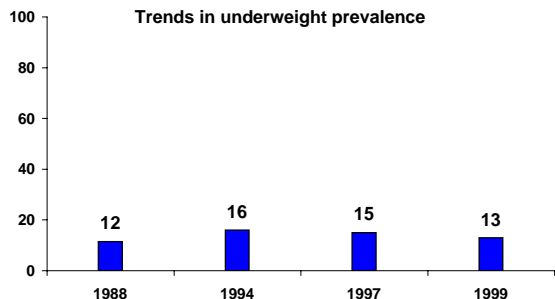


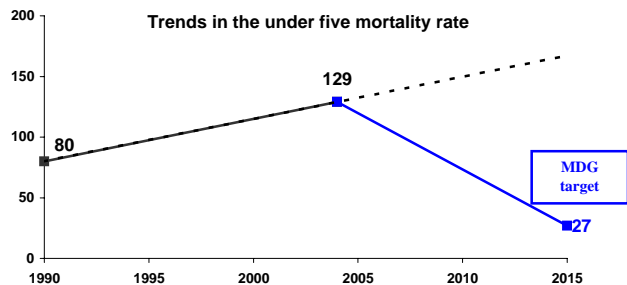
ZIMBABWE

PROGRESS TOWARD THE MILLENNIUM DEVELOPMENT GOALS

MDG 1: NUTRITION "NO CHANGE OR GETTING WORSE"

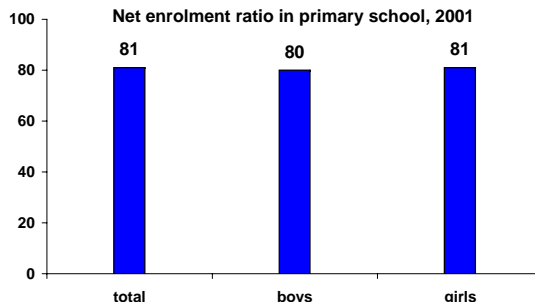


MDG 4: CHILD MORTALITY "NOT ON TRACK"



MDG 6: HIV/AIDS & MALARIA "NOT AVAILABLE"

MDG 2: EDUCATION "NOT ON TRACK"



MDG 5: MATERNAL MORTALITY "VERY HIGH"

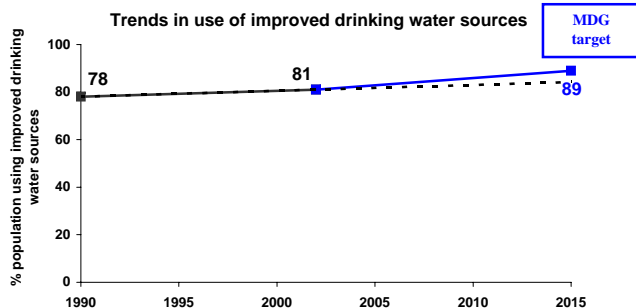
Maternal Mortality Ratio (adjusted)

ZIMBABWE	1100
Developing World	440
Industrialized World	13
World	400

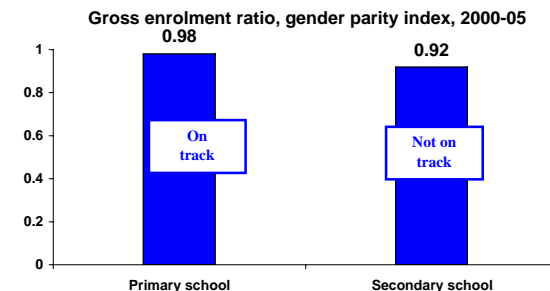
Lifetime risk of maternal death (1 in :)

ZIMBABWE	16
Developing World	61
Industrialized World	4000
World	74

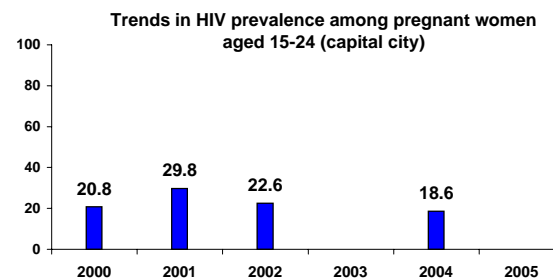
MDG 7: WATER & SANITATION "ON TRACK"



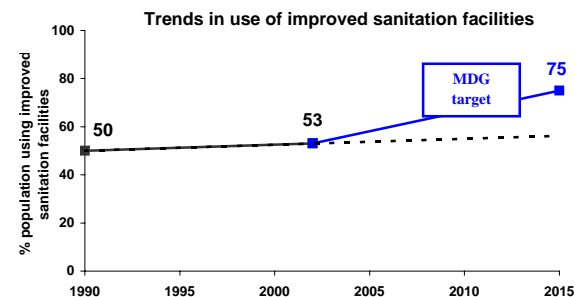
MDG 3: GENDER EQUALITY



MDG 6: HIV/AIDS & MALARIA



MDG 7: WATER & SANITATION "NOT ON TRACK"



ZIMBABWE

PROGRESS TOWARD THE MILLENNIUM DEVELOPMENT GOALS

MDG	GOAL	TARGET	MEASURE OF TARGET	1990	2004	Target 2015	Actual AARC*	Required AARC*	SUMMARY	SOURCE	
MDG 1	NUTRITION	Halve between 1990 and 2015 the proportion of people who suffer from hunger	% children under five who are underweight	12 (1988)	13 (1999)	NA	-1.6%	2.8%	NO CHANGE OR GETTING WORSE	DHS 1988, 1994, 1999; National Maternal and Child Health Family Planning Survey 1997; UNICEF Progress for Children May 2006	
MDG 2	EDUCATION	Ensure that by 2015 children everywhere, boys and girls alike, will be able to complete a full course of primary schooling	Net enrolment ratio in primary school (total)**	80.5 (2001)	82.4 (2005)	100	0.62%	1.50%	NOT ON TRACK	UNICEF Progress for Children April 2005	
			Net enrolment ratio in primary school (boys)**	80.0 (2001)	81.1 (2005)	100	0.34%	1.54%		UNICEF Progress for Children April 2005	
			Net enrolment ratio in primary school (girls)**	81.0 (2001)	83.5 (2005)	100	0.84%	1.46%		UNICEF Progress for Children April 2005	
MDG 3	GENDER EQUALITY	Eliminate gender disparity in primary and secondary education, preferably by 2005, and in all levels by 2015	Gross enrolment ratio in primary school, gender parity index	NA	0.98 (2000-05)	NA	NA	NA	ON TRACK (On track = GPI is between 0.96 and 1.04 inclusive)	UNESCO estimates available in SOWC2007 (forthcoming)	
			Gross enrolment ratio in secondary school, gender parity index	NA	0.92 (2000-05)	NA	NA	NA	NOT ON TRACK (On track = GPI is between 0.96 and 1.04 inclusive)	UNESCO estimates available in SOWC2007 (forthcoming)	
MDG 4	CHILD MORTALITY	Reduce by two-thirds, between 1990 and 2015, the under five mortality rate	Under five mortality rate	80	129	27	NA	14.3%	NOT ON TRACK	UNICEF/WHO/World Bank/ UNPD joint estimates	
				ZIMBABWE	DEVELOPING WORLD	INDUSTRIALIZED WORLD	WORLD				
MDG 5	MATERNAL MORTALITY	Reduce by three-quarters, between 1990 and 2015, the maternal mortality ratio	Maternal mortality ratio (adjusted):	1100 (2000)	440 (2000)	13 (2000)	400 (2000)		VERY HIGH (Latest estimate > 550)	UNICEF/WHO/UNFPA adjusted estimates of maternal mortality in "Maternal Mortality in 2000: Estimates Developed by WHO/UNICEF/UNFPA"	
			Lifetime risk of maternal death (1 in :)	16 (2000)	61 (2000)	4000 (2000)	74 (2000)		VERY HIGH	UNICEF/WHO/UNFPA adjusted estimates of maternal mortality in "Maternal Mortality in 2000: Estimates Developed by WHO/UNICEF/UNFPA"	
				MEASURE OF TARGET	1990	2004	Target 2015	Actual AARC*	Required AARC*		
MDG 6	HIV/AIDS & MALARIA	Have halted and begun to reverse the spread of HIV/AIDS	HIV prevalence rate among young pregnant women aged 15-24 years (in capital city)	NA	NA	NA	NA	NA		Ministry of Health	
		Have halted and begun to reverse the incidence of malaria and other major diseases	Incidence estimates not available (see page 3 for key malaria indicators for MDG monitoring)								
MDG 7	WATER & SANITATION	Halve by 2015 the proportion of people without sustainable access to safe drinking water and basic sanitation	% population using improved drinking water sources	78	81	89	NA	NA	ON TRACK	UNICEF/WHO Joint Monitoring Programme (JMP) and UNICEF Progress for Children September 2006 (forthcoming).	
		Halve by 2015 the proportion of people without sustainable access to safe drinking water and basic sanitation	% population using improved sanitation facilities	50	53	75	NA	NA	NOT ON TRACK	UNICEF/WHO Joint Monitoring Programme (JMP) and UNICEF Progress for Children September 2006 (forthcoming).	

* AARC = average annual rate of change

** In some countries the net attendance ratio in primary school is used instead.

ZIMBABWE

OTHER KEY MEASURES OF CHILD WELL-BEING

AREA	SUB-AREA	KEY INDICATOR	SOURCE & YEAR	ZIMBABWE ESTIMATE	ESARO AVERAGE
NUTRITION	VITAMIN A SUPPLEMENTATION	Vitamin A supplementation coverage rate (6-59 months)	UNICEF HQ 2004	20	60
	EXCLUSIVE BREASTFEEDING	% infants who are exclusively breastfed (first 6 months of life)	DHS 1999	33	40
	IODIZED SALT CONSUMPTION	% households consuming adequately iodized salt (15 parts per million or more)	IDD Situation in Zimbabwe 1999	93	60
	LOW BIRTH WEIGHT	% infants with low birth weight	DHS 1999 Reanalyzed by UNICEF HQ	11	13
HEALTH	PNEUMONIA	% under fives with pneumonia taken to an appropriate health care provider	DHS 1999	50	43
	DIARRHEA	% under fives with diarrhea receiving ORT and continued feeding	DHS 1999 Reanalyzed by UNICEF HQ	80	40
	MALARIA	% under fives with fever receiving antimalarial drugs	NA	NA	26
		% under fives sleeping under an ITN	NA	NA	5
HIV/AIDS	PREVALENCE	Estimated adult HIV prevalence rate (15-49 years)	UNAIDS end-2005	20.1	8.6
	PMTCT	% HIV-positive pregnant women receiving ARVs to prevent infant HIV infection	MOH 2004	6	NA
	KNOWLEDGE	% of young people who have comprehensive knowledge of HIV	NA	NA	40 (male) 31 (female)
	CONDOM USE	% of young people who used a condom at last high-risk sex	DHS 1999	69 (male) 42 (female)	41 (male) 30 (female)
IMMUNIZATION	MEASLES	% one year old children immunized against measles	WHO & UNICEF 2004	80	77
	DPT3	% one year old children immunized against DPT	WHO & UNICEF 2004	85	80
MATERNAL & NEWBORN CARE	SKILLED ATTENDANT AT DELIVERY	% births attended by skilled health personnel (doctor, nurse, midwife)	DHS 1999	73	39
	ANTENATAL CARE	% women aged 15-49 years attended at least once during pregnancy by skilled health personnel (doctor, nurse or midwife)	DHS 1999	93	71
	CONTRACEPTIVE PREVALENCE	% women in union aged 15-49 currently using contraception	DHS 1999	54	30
CHILD PROTECTION	BIRTH REGISTRATION	% children under five that were registered at the moment of survey	DHS 1999	42	33
	FEMALE GENITAL MUTILATION	% women 15-49 years of age who have been mutilated/cut	NA	NA	NA
	CHILD LABOR	% children aged 5-14 years involved in labor activities at the moment of survey	NIS 1999	26	34
	CHILD MARRIAGE	% women 20-24 years of age that were married or in union before they were 18 years old	DHS 1999	29	36

Source: UNICEF, The State of the World's Children 2007 (forthcoming); www.childinfo.org

DEMOGRAPHY (2004)			
Total population	12,936,000	Total under five population	1,756,000
Under five mortality rate	129	Under five mortality rank	30
Total births	384,000	Total under five deaths	50,000

CAUSES OF UNDER FIVE DEATHS, ESARO REGION (2004)

