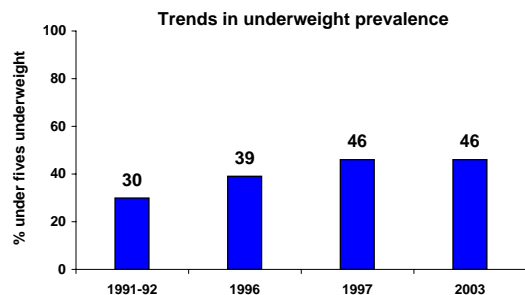


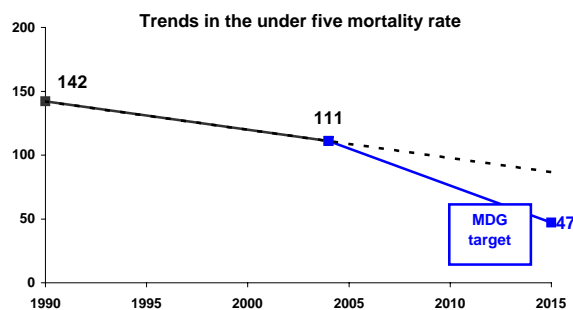
YEMEN

PROGRESS TOWARD THE MILLENNIUM DEVELOPMENT GOALS

MDG 1: NUTRITION
"NO CHANGE OR GETTING WORSE"

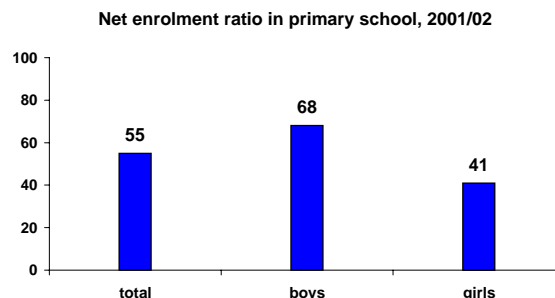


MDG 4: CHILD MORTALITY
"NOT ON TRACK"



MDG 6: HIV/AIDS & MALARIA
"NOT AVAILABLE"

MDG 2: EDUCATION
"NOT ON TRACK"



MDG 5: MATERNAL MORTALITY
"VERY HIGH"

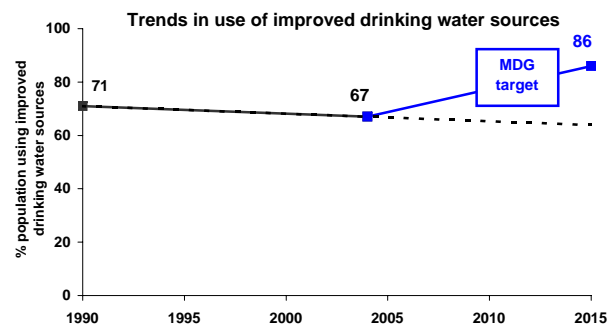
Maternal Mortality Ratio (adjusted)

YEMEN	570
Developing World	440
Industrialized World	13
World	400

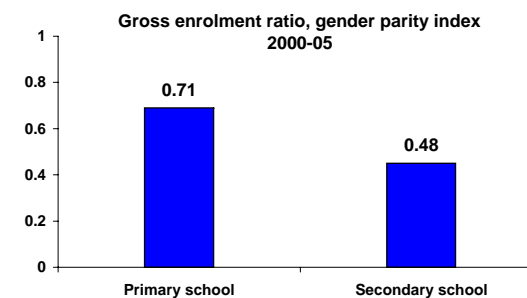
Lifetime risk of maternal death (1 in :)

YEMEN	19
Developing World	61
Industrialized World	4000
World	74

MDG 7: WATER & SANITATION
"NOT ON TRACK"

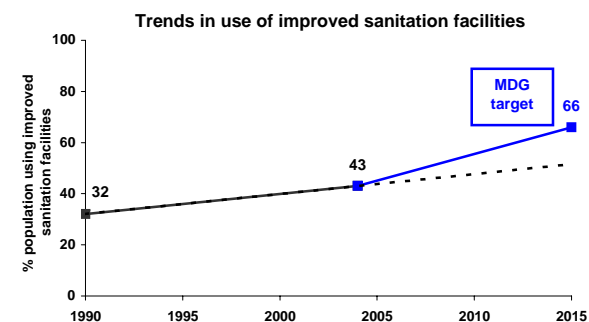


MDG 3: GENDER EQUALITY
"NOT ON TRACK"



MDG 6: HIV/AIDS & MALARIA
"NOT AVAILABLE"

MDG 7: WATER & SANITATION
"NOT ON TRACK"



(See pages 2 & 3 for specific data sources)

YEMEN

PROGRESS TOWARD THE MILLENNIUM DEVELOPMENT GOALS

GOAL	TARGET	MEASURE OF TARGET	MEASURE OF TARGET		Target 2015	Actual AARC*	Required AARC*	SUMMARY	SOURCES
			1990	2004					
MDG 1	NUTRITION	Halve between 1990 and 2015 the proportion of people who suffer from hunger	% children under five who are underweight	30 (1991-92)	46 (2003)	NA	-3.6%	2.8%	NO CHANGE OR GETTING WORSE PAPCHILD 1991-92, MICS 1996, DHS 1997, FHS 2003; UNICEF Progress for Children May 2006
MDG 2	EDUCATION	Ensure that by 2015 children everywhere, boys and girls alike, will be able to complete a full course of primary schooling	Net enrolment ratio in primary school (total)**	54.6 (2001)	64.4 (2005)	100	1.96%	3.03%	NOT ON TRACK UNICEF Progress for Children April 2005
			Net enrolment ratio in primary school (boys)**	67.8 (2001)	79.6 (2005)	100	2.36%	2.14%	UNICEF Progress for Children April 2005
			Net enrolment ratio in primary school (girls)**	40.7 (2001)	48.5 (2005)	100	1.54%	3.95%	UNICEF Progress for Children April 2005
MDG 3	GENDER EQUALITY	Eliminate gender disparity in primary and secondary education, preferably by 2005, and in all levels by 2015	Gross enrolment ratio in primary school, gender parity index	NA	0.71 (2000-05)	1.00	NA	NA	NOT ON TRACK (On track = GPI is between 0.96 and 1.04 inclusive) UNESCO estimates available in SOWC2007
			Gross enrolment ratio in secondary school, gender parity index	NA	0.48 (2000-05)	1.00	NA	NA	NOT ON TRACK (On track = GPI is between 0.96 and 1.04 inclusive) UNESCO estimates available in SOWC2007
MDG 4	CHILD MORTALITY	Reduce by two-thirds, between 1990 and 2015, the under five mortality rate	Under five mortality rate	142	111	47	NA	7.8%	NOT ON TRACK UNICEF/WHO/World Bank/ UNPD joint estimates
			YEMEN	DEVELOPING WORLD	INDUSTRIALIZED WORLD	WORLD			
MDG 5	MATERNAL MORTALITY	Reduce by three-quarters, between 1990 and 2015, the maternal mortality ratio	Maternal mortality ratio:	570 (2000)	440 (2000)	13 (2000)	400 (2000)		VERY HIGH (Latest estimate > 550) UNICEF/WHO/UNFPA adjusted estimates of maternal mortality in "Maternal Mortality in 2000: Estimates Developed by WHO/UNICEF/UNFPA"
		Lifetime risk of maternal death (1 in :)	19 (2000)	61 (2000)	4000 (2000)	74 (2000)		VERY HIGH UNICEF/WHO/UNFPA adjusted estimates of maternal mortality in "Maternal Mortality in 2000: Estimates Developed by WHO/UNICEF/UNFPA"	
			MEASURE OF TARGET	1990	2004	Target 2015	Actual AARC*	Required AARC*	
MDG 6	HIV/AIDS & MALARIA	Have halted and begun to reverse the spread of HIV/AIDS	HIV prevalence rate among young pregnant women aged 15-24 years (in capital city)	NA	NA	NA	NA	NA	Ministry of Health
		Have halted and begun to reverse the incidence of malaria and other major diseases	Incidence estimates not available (see page 3 for key malaria indicators for MDG monitoring)						
MDG 7	WATER & SANITATION	Halve by 2015 the proportion of people without sustainable access to safe drinking water and basic sanitation	% population using improved drinking water sources	71	67	86	NA	NA	NOT ON TRACK UNICEF/WHO Joint Monitoring Programme (JMP), and UNICEF Progress for Children September 2006
		Halve by 2015 the proportion of people without sustainable access to safe drinking water and basic sanitation	% population using improved sanitation facilities	32	43	66	NA	NA	NOT ON TRACK UNICEF/WHO Joint Monitoring Programme (JMP), and UNICEF Progress for Children September 2006

* AARC = average annual rate of change

** In some countries the net attendance ratio in primary school is used instead.

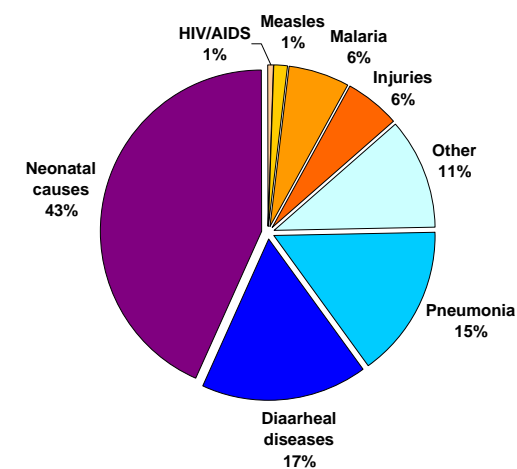
YEMEN

OTHER KEY INDICATORS OF CHILD WELL-BEING

AREA	SUB-AREA	KEY INDICATOR	YEAR & SOURCE	YEMEN ESTIMATE	MENA AVERAGE
NUTRITION	VITAMIN A SUPPLEMENTATION	Vitamin A supplementation coverage rate (6-59 months)	UNICEF HQ 2004	20	NA
	EXCLUSIVE BREASTFEEDING	% infants who are exclusively breastfed (first 6 months of life)	FHS 2003	12	30
	IODIZED SALT CONSUMPTION	% households consuming adequately iodized salt (15 parts per million or more)	FHS 2003	30	65
	LOW BIRTH WEIGHT	% infants with low birth weight	DHS 1997	32	15
HEALTH	PNEUMONIA	% under fives with suspected pneumonia taken to an appropriate health care provider	FHS 2003	47	66
	DIARRHEA	% under fives with diarrhea receiving ORT and continued feeding	DHS 1997 Reanalyzed by UNICEF HQ	23	39
	MALARIA	% under fives with fever receiving antimalarial drugs	NA	NA	NA
		% under fives sleeping under an ITN	NA	NA	NA
HIV/AIDS	PREVALENCE	Estimated adult HIV prevalence rate (15-49 years)	NA	NA	0.2
	PMTCT	% HIV-positive pregnant women receiving ARVs to prevent infant HIV infection	NA	NA	NA
	KNOWLEDGE	% of young people who have comprehensive knowledge of HIV	NA	NA	NA
	CONDOM USE	% of young people who used a condom at last high-risk sex	NA	NA	NA
IMMUNIZATION	MEASLES	% one year old children immunized against measles	WHO & UNICEF 2005	76	89
	DPT3	% one year old children immunized with 3 doses of DPT	WHO & UNICEF 2005	86	89
MATERNAL & NEWBORN CARE	SKILLED ATTENDANT AT DELIVERY	% births attended by skilled health personnel (doctor, nurse, midwife)	FHS 2003	27	76
	ANTENATAL CARE	% women aged 15-49 years attended at least once during pregnancy by skilled health personnel (doctor, nurse or midwife)	FHS 2003	41	70
	CONTRACEPTIVE PREVALENCE	% women in union aged 15-49 currently using contraception	FHS 2003	23	53
CHILD PROTECTION	BIRTH REGISTRATION	% children under five that were registered at the moment of survey	NA	NA	NA
	FEMALE GENITAL MUTILATION	% women 15-49 years of age who have been mutilated/cut	DHS 1997	23	NA
	CHILD LABOR	% children aged 5-14 years involved in labor activities at the moment of survey	NA	NA	10
	CHILD MARRIAGE	% women 20-24 years of age that were married or in union before they were 18 years old	DHS 1997	37	NA

DEMOGRAPHY (2005)			
Total population	20,975,000	Total under five population	3,668,000
Under five mortality rate	102	Under five mortality rank	46
Total births	845,000	Total under five deaths	86,000

CAUSES OF UNDER FIVE DEATHS, MENA REGION (2004)



Source: UNICEF, The State of the World's Children 2007; www.childinfo.org