

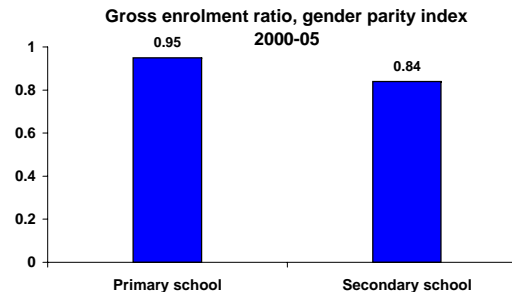
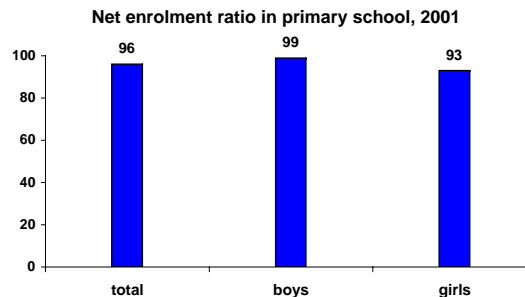
TAJKISTAN

PROGRESS TOWARD THE MILLENNIUM DEVELOPMENT GOALS

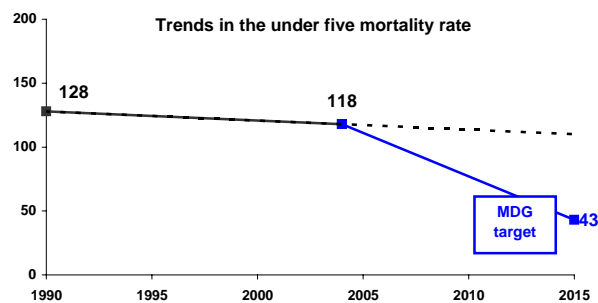
MDG 1: NUTRITION
"INSUFFICIENT DATA TO ASSESS PROGRESS"

MDG 2: EDUCATION
"HIGH COVERAGE 2001"

MDG 3: GENDER EQUALITY
"NOT ON TRACK"



MDG 4: CHILD MORTALITY
"NOT ON TRACK"



MDG 5: MATERNAL MORTALITY
"MODERATE"

Maternal Mortality Ratio (adjusted)

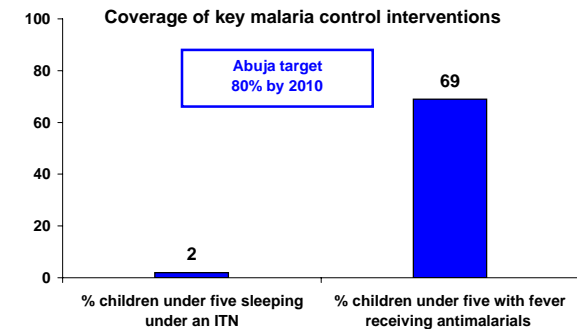
TAJKISTAN	100
Developing World	440
Industrialized World	13
World	400

Lifetime risk of maternal death (1 in :)

TAJKISTAN	250
Developing World	61
Industrialized World	4000
World	74

MDG 6: HIV/AIDS & MALARIA
"NOT AVAILABLE"

MDG 6: HIV/AIDS & MALARIA



MDG 7: WATER & SANITATION
"INSUFFICIENT DATA TO ACESS PROGRESS"

MDG 7: WATER & SANITATION
"INSUFFICIENT DATA TO ACESS PROGRESS"

(See pages 2 & 3 for specific data sources)

TAJKISTAN

PROGRESS TOWARD THE MILLENNIUM DEVELOPMENT GOALS

GOAL	TARGET	MEASURE OF TARGET						SUMMARY	SOURCES	
			1990	2004	Target 2015	Actual AARC*	Required AARC*			
MDG 1	NUTRITION	Halve between 1990 and 2015 the proportion of people who suffer from hunger	% children under five who are underweight	NA	NA	NA	NA	2.8%	INSUFFICIENT DATA TO ASSESS PROGRESS	
MDG 2	EDUCATION	Ensure that by 2015 children everywhere, boys and girls alike, will be able to complete a full course of primary schooling	Net enrolment ratio in primary school (total)**	96.0 (2001)	96.3 (2005)	100	0.06%	0.29%	HIGH COVERAGE 2001	UNICEF Progress for Children April 2005
			Net enrolment ratio in primary school (boys)**	98.7 (2001)	98.7 (2005)	100	0.00%	0.09%		UNICEF Progress for Children April 2005
			Net enrolment ratio in primary school (girls)**	93.3 (2001)	93.7 (2005)	100	0.12%	0.48%		UNICEF Progress for Children April 2005
MDG 3	GENDER EQUALITY	Eliminate gender disparity in primary and secondary education, preferably by 2005, and in all levels by 2015	Gross enrolment ratio in primary school, gender parity index	NA	0.95 (2000-05)	NA	NA	NA	NOT ON TRACK (On track = GPI is between 0.96 and 1.04 inclusive)	UNESCO/UNICEF joint estimates available in SOWC2007 (forthcoming)
			Gross enrolment ratio in secondary school, gender parity index	NA	0.84 (2000-05)	NA	NA	NA	NOT ON TRACK (On track = GPI is between 0.96 and 1.04 inclusive)	UNESCO/UNICEF joint estimates available in SOWC2007 (forthcoming)
MDG 4	CHILD MORTALITY	Reduce by two-thirds, between 1990 and 2015, the under five mortality rate	Under five mortality rate	128	118	43	NA	9.2%	NOT ON TRACK	UNICEF/WHO/World Bank/ UNPD joint estimates
			TAJKISTAN	DEVELOPING WORLD	INDUSTRIALIZED WORLD	WORLD				
MDG 5	MATERNAL MORTALITY	Reduce by three-quarters, between 1990 and 2015, the maternal mortality ratio	Maternal mortality ratio (adjusted):	100 (2000)	440 (2000)	13 (2000)	400 (2000)		MODERATE (Latest estimate between 100 and 299)	UNICEF/WHO/UNFPA adjusted estimates of maternal mortality in "Maternal Mortality in 2000: Estimates Developed by WHO/UNICEF/UNFPA"
		Lifetime risk of maternal death (1 in :)	250 (2000)	61 (2000)	4000 (2000)	74 (2000)		MODERATE	UNICEF/WHO/UNFPA adjusted estimates of maternal mortality in "Maternal Mortality in 2000: Estimates Developed by WHO/UNICEF/UNFPA"	
			MEASURE OF TARGET	1990	2004	Target 2015	Actual AARC*	Required AARC*		
MDG 6	HIV/AIDS & MALARIA	Have halted and begun to reverse the spread of HIV/AIDS	HIV prevalence rate among young pregnant women aged 15-24 years (in capital city)	NA	NA	NA	NA	NA		Ministry of Health
		Have halted and begun to reverse the incidence of malaria and other major diseases	Incidence estimates not available (see page 3 for key malaria indicators for MDG monitoring)							
MDG 7	WATER & SANITATION	Halve by 2015 the proportion of people without sustainable access to safe drinking water and basic sanitation	% population using improved drinking water sources	NA	59	78	NA	NA	INSUFFICIENT DATA TO ASSESS PROGRESS	UNICEF/WHO Joint Monitoring Programme (JMP), and UNICEF Progress for Children September 2006
		Halve by 2015 the proportion of people without sustainable access to safe drinking water and basic sanitation	% population using improved sanitation facilities	NA	51	73	NA	NA	INSUFFICIENT DATA TO ASSESS PROGRESS	UNICEF/WHO Joint Monitoring Programme (JMP), and UNICEF Progress for Children September 2006

* AARC = average annual rate of change

** In some countries the net attendance ratio in primary school is used instead.

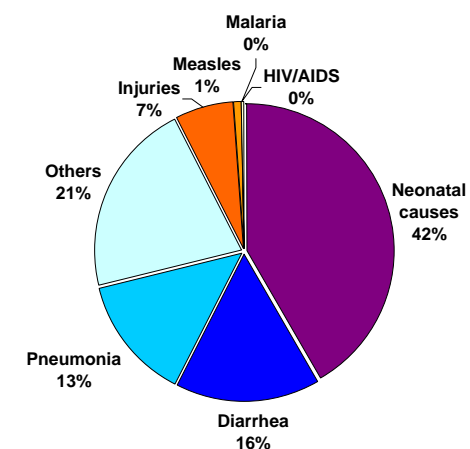
TAJIKISTAN

OTHER KEY MEASURES OF CHILD WELL-BEING

AREA	SUB-AREA	KEY INDICATOR	YEAR & SOURCE	TAJIKISTAN ESTIMATE	CEE/CIS AVERAGE
NUTRITION	VITAMIN A SUPPLEMENTATION	Vitamin A supplementation coverage rate (6-59 months)	UNICEF HQ 2004	98	NA
	EXCLUSIVE BREASTFEEDING	% children who are exclusively breastfed (first 6 months of life)		41	22
	IODIZED SALT CONSUMPTION	% households consuming adequately iodized salt (15 parts per million or more)	Micronutrient Status Survey 2003, UNICEF/ADB/WHO	28	50
	LOW BIRTH WEIGHT	% infants with low birth weight	MICS 2000 Reanalyzed by UNICEF HQ	15	9
HEALTH	PNEUMONIA	% under fives with pneumonia taken to an appropriate health care provider	MICS 2000	51	50
	DIARRHEA	% under fives with diarrhea receiving ORT and continued feeding	MICS 2000 Reanalyzed by UNICEF HQ	29	25
	MALARIA	% under fives with fever receiving antimalarial drugs	MICS 2000 Reanalyzed by UNICEF HQ	69	NA
		% under fives sleeping under an ITN	MICS 2000 Reanalyzed by UNICEF HQ	2	NA
HIV/AIDS	PREVALENCE	Estimated adult HIV prevalence rate (15-49 years)	UNAIDS end-2005	0.1	0.6
	PMTCT	% HIV-positive pregnant women receiving ARVs to prevent infant HIV infection	NA	NA	NA
	KNOWLEDGE	% of young people who have comprehensive knowledge of HIV	MICS 2000	1 (female)	NA
	CONDOM USE	% of young people who used a condom at last high-risk sex	NA	NA	NA
IMMUNIZATION	MEASLES	% one year old children immunized against measles	WHO & UNICEF 2004	89	93
	DPT3	% one year old children immunized with 3 doses of DPT	WHO & UNICEF 2004	82	93
MATERNAL & NEWBORN CARE	SKILLED ATTENDANT AT DELIVERY	% births attended by skilled health personnel (doctor, nurse, midwife)	MICS 2000 Reanalyzed by UNICEF HQ	71	93
	ANTENATAL CARE	% women aged 15-49 years attended at least once during pregnancy by skilled health personnel (doctor, nurse or midwife)	MICS 2000 Reanalyzed by UNICEF HQ	71	87
	CONTRACEPTIVE PREVALENCE	% women in union aged 15-49 currently using contraception	MICS 2000 Reanalyzed by UNICEF HQ	34	65
CHILD PROTECTION	BIRTH REGISTRATION	% children under five that were registered at the moment of survey	MICS 2000	75	NA
	FEMALE GENITAL MUTILATION	% women 15-49 years of age who have been mutilated/cut	NA	NA	NA
	CHILD LABOR	% children aged 5-14 years involved in labor activities at the moment of survey	MICS 2000	10	NA
	CHILD MARRIAGE	% women 20-24 years of age that were married or in union before they were 18 years old	MICS 2000	13	NA

DEMOGRAPHY (2004)			
Total population	6,430,000	Total under five population	839,000
Under five mortality rate	118	Under five mortality rank	38
Total births	186,000	Total under five deaths	22,000

CAUSES OF UNDER FIVE DEATHS, CEE/CIS REGION (2004)



Source: UNICEF, The State of the World's Children 2007 (forthcoming); www.childinfo.org.

Note that the final report of MICS 2005 will become available soon, and many of the above estimates will be updated based on this report.