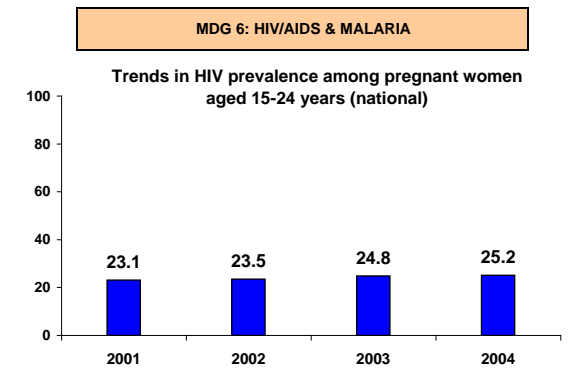
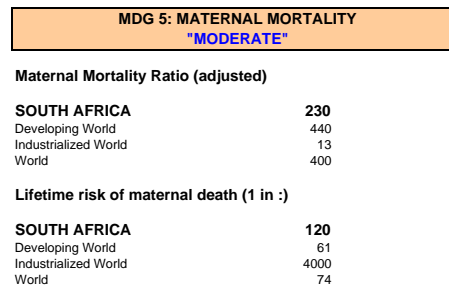
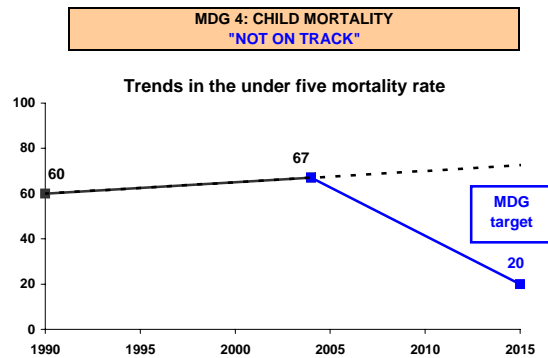
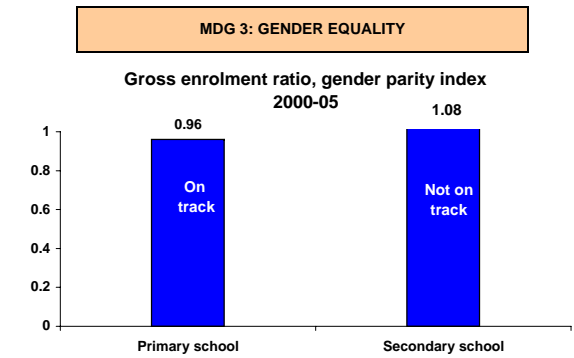
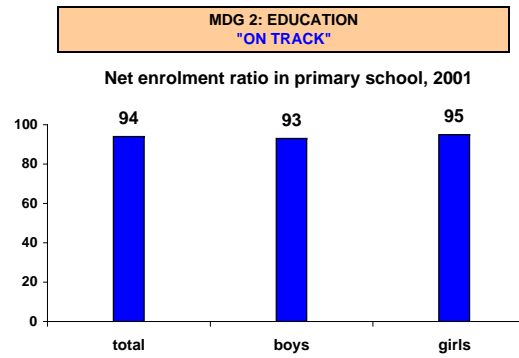
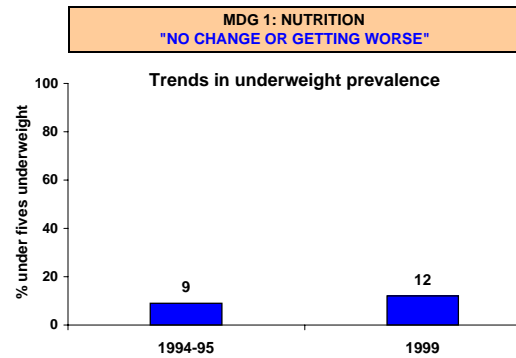
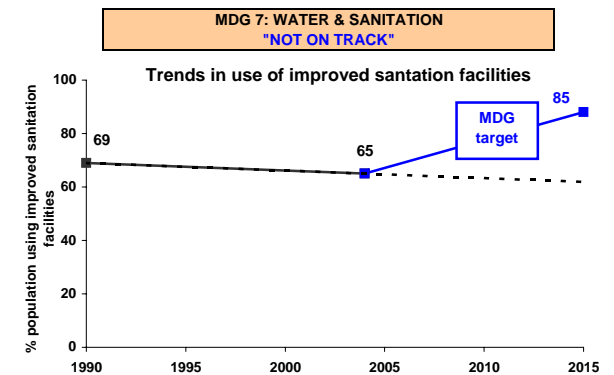
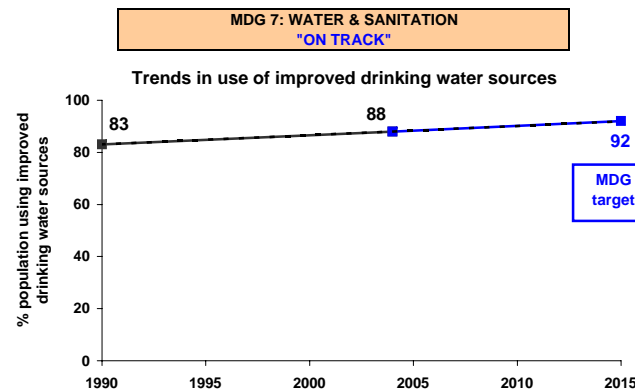


SOUTH AFRICA

PROGRESS TOWARD THE MILLENNIUM DEVELOPMENT GOALS



MDG 6: HIV/AIDS & MALARIA
"NOT AVAILABLE"



(See pages 2 & 3 for specific data sources)

SOUTH AFRICA

PROGRESS TOWARD THE MILLENNIUM DEVELOPMENT GOALS

GOAL	TARGET	MEASURE OF TARGET	MEASURE OF TARGET		Target 2015	Actual AARC*	Required AARC*	SUMMARY	SOURCES	
			1990	2004						
MDG 1	NUTRITION	Halve between 1990 and 2015 the proportion of people who suffer from hunger	% children under five who are underweight	9 (1994-95)	11 (1999)	NA	-5.6%	2.8%	NO CHANGE OR GETTING WORSE	IVACG 1994-95 (with WHO analysis); National Food Consumption Survey (with WHO analysis) 1999 UNICEF Progress for Children May 2006
			Net enrolment ratio in primary school (total)**	93.9 (2001)	96.0 (2005)	100	0.5%	0.4%	ON TRACK	UNICEF Progress for Children April 2005
MDG 2	EDUCATION	Ensure that by 2015 children everywhere, boys and girls alike, will be able to complete a full course of primary schooling	Net enrolment ratio in primary school (boys)**	92.9 (2001)	94.6 (2005)	100	0.4%	0.5%	ON TRACK	UNICEF Progress for Children April 2005
			Net enrolment ratio in primary school (girls)**	94.9 (2001)	97.4 (2005)	100	0.6%	0.4%	ON TRACK	UNICEF Progress for Children April 2005
			Gross enrolment ratio in primary school, gender parity index	NA	0.96 (2000-05)	NA	NA	NA	ON TRACK (On track = GPI is between 0.96 and 1.04 inclusive)	UNESCO/UNICEF joint estimates available in SOWC2007 (forthcoming)
MDG 3	GENDER EQUALITY	Eliminate gender disparity in primary and secondary education, preferably by 2005, and in all levels by 2015	Gross enrolment ratio in secondary school, gender parity index	NA	1.08 (2000-05)	NA	NA	NA	NOT ON TRACK (On track = GPI is between 0.96 and 1.04 inclusive)	UNESCO/UNICEF joint estimates available in SOWC2007 (forthcoming)
			Under five mortality rate	60	67	20	NA	11.0%	NOT ON TRACK	UNICEF/WHO/World Bank/ UNPD joint estimates
MDG 4	CHILD MORTALITY	Reduce by two-thirds, between 1990 and 2015, the under five mortality rate								
			SOUTH AFRICA	DEVELOPING WORLD	INDUSTRIALIZED WORLD	WORLD				
MDG 5	MATERNAL MORTALITY	Reduce by three-quarters, between 1990 and 2015, the maternal mortality ratio	Maternal mortality ratio:	230 (2000)	440 (2000)	13 (2000)	400 (2000)		MODERATE (Latest estimate between 100 and 299)	UNICEF/WHO/UNFPA adjusted estimates of maternal mortality in "Maternal Mortality in 2000: Estimates Developed by WHO/UNICEF/UNFPA"
		Lifetime risk of maternal death (1 in :)	120 (2000)	61 (2000)	4000 (2000)	74 (2000)		MODERATE	UNICEF/WHO/UNFPA adjusted estimates of maternal mortality in "Maternal Mortality in 2000: Estimates Developed by WHO/UNICEF/UNFPA"	
			MEASURE OF TARGET	1990	2004	Target 2015	Actual AARC*	Required AARC*		
MDG 6	HIV/AIDS & MALARIA	Have halted and begun to reverse the spread of HIV/AIDS	HIV prevalence rate among young pregnant women aged 15-24 years (national)	23.1 (2001)	25.2 (2004)	NA	NA	NA		Ministry of Health
		Have halted and begun to reverse the incidence of malaria and other major diseases	Incidence estimates not available (see page 3 for key malaria indicators for MDG monitoring)							
MDG 7	WATER & SANITATION	Halve by 2015 the proportion of people without sustainable access to safe drinking water and basic sanitation	% population using improved drinking water sources	83	88	92	NA	NA	ON TRACK	UNICEF/WHO Joint Monitoring Programme (JMP), and UNICEF Progress for Children September 2006
		Halve by 2015 the proportion of people without sustainable access to safe drinking water and basic sanitation	% population using improved sanitation facilities	69	65	85	NA	NA	NOT ON TRACK	UNICEF/WHO Joint Monitoring Programme (JMP), and UNICEF Progress for Children September 2006

* AARC = average annual rate of change

** In some countries the net attendance ratio in primary school is used instead.

SOUTH AFRICA

OTHER KEY MEASURES OF CHILD WELL-BEING

AREA	SUB-AREA	KEY INDICATOR	YEAR & SOURCE	SOUTH AFRICA ESTIMATE	ESARO AVERAGE
NUTRITION	VITAMIN A SUPPLEMENTATION	Vitamin A supplementation coverage rate (6-59 months)	UNICEF HQ 2004	37	60
	EXCLUSIVE BREASTFEEDING	% children who are exclusively breastfed (first 6 months of life)	DHS 1998	7	40
	IODIZED SALT CONSUMPTION	% households consuming adequately iodized salt	National Survey on Iodine Concentration in Household Salt 1998	62	60
	LOW BIRTH WEIGHT	% infants with low birth weight	DHS 1998	15	13
HEALTH	PNEUMONIA	% under fives with suspected pneumonia taken to an appropriate health care provider	DHS 1998	75	43
	DIARRHEA	% under fives with diarrhea receiving ORT and continued feeding	DHS 1998 Reanalyzed by UNICEF HQ	37	40
	MALARIA	% under fives with fever receiving antimalarial drugs	NA	NA	26
HIV/AIDS	PREVALENCE	Estimated adult HIV prevalence (15-49 years)	UNAIDS end-2005	18.8	8.6
	PMTCT	% HIV-positive pregnant women receiving ARVs to prevent infant HIV infection	MOH 2004-05	9.9	NA
	KNOWLEDGE	% of young people who have comprehensive knowledge of HIV	NA	NA	40 (male) 31 (female)
	CONDOM USE	% of young people who used a condom at last high-risk sex	NA	NA	41 (male) 30 (female)
IMMUNIZATION	MEASLES	% one year old children immunized against measles	UNICEF & WHO 2005	82	72
	DPT3	% one year old children immunized with 3 doses of DPT	UNICEF & WHO 2005	94	76
MATERNAL & NEWBORN CARE	SKILLED ATTENDANT AT DELIVERY	% births attended by skilled health personnel (doctor, nurse, midwife)	DHS 2004 Preliminary report	92	39
	ANTENATAL CARE	% women aged 15-49 years attended at least once during pregnancy by skilled health personnel (doctor, nurse or midwife)	DHS 2004 Preliminary report	92	71
	CONTRACEPTIVE PREVALENCE	% women in union aged 15-49 currently using contraception	DHS 2004 Preliminary report	60	30
CHILD PROTECTION	BIRTH REGISTRATION	% children under five that were registered at the moment of survey	NA	NA	33
	FEMALE GENITAL MUTILATION	% women 15-49 years of age who have been mutilated/cut	NA	NA	NA
	CHILD LABOR	% children aged 5-14 years involved in labor activities at the moment of survey	NA	NA	34
	CHILD MARRIAGE	% women 20-24 years of age that were married or in union before they were 18 years old	DHS 1998	8	36

Source: UNICEF, The State of the World's Children 2007; www.childinfo.org

DEMOGRAPHY (2005)			
Total population	47,432,000	Total under five population	5,223,000
Under five mortality rate	68	Under five mortality rank	61
Total births	1,082,000	Total under five deaths	74,000

CAUSES OF UNDER FIVE DEATHS, ESARO REGION (2004)

