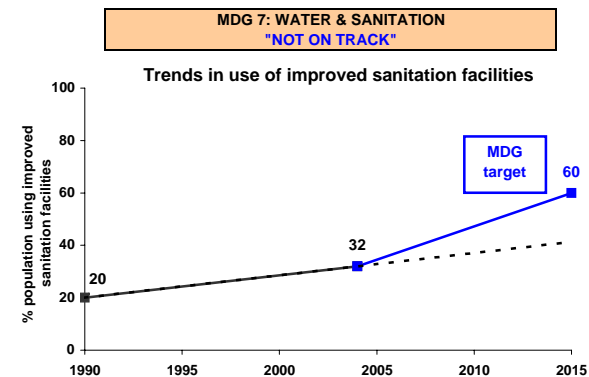
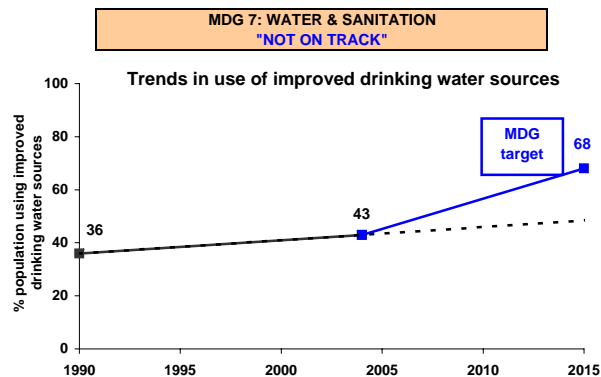
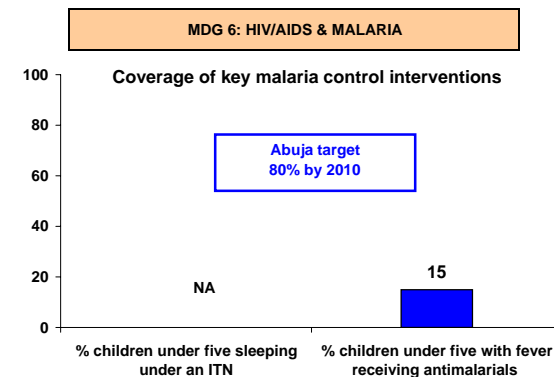
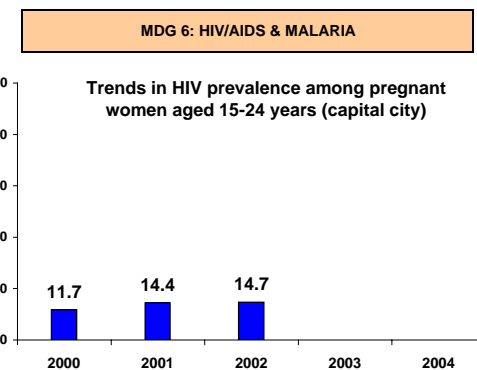
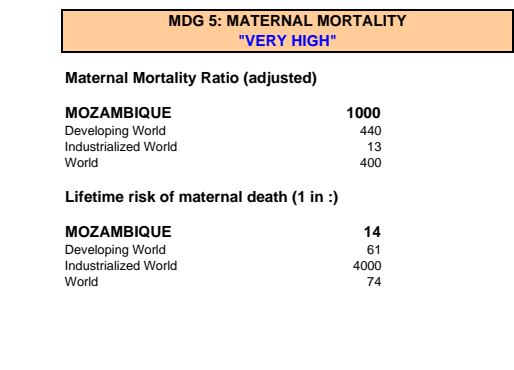
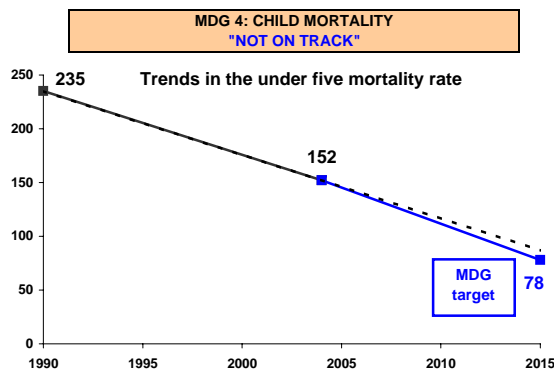
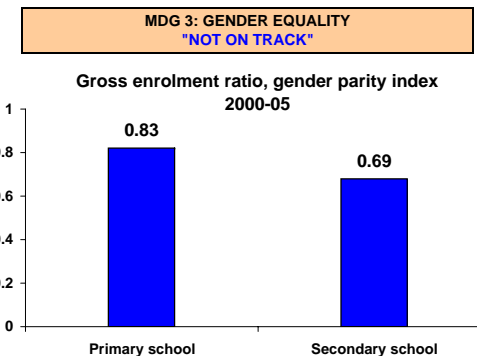
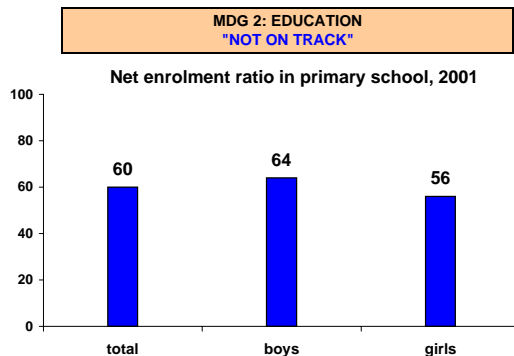
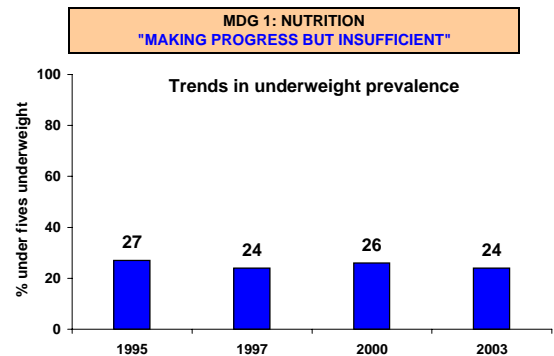


# MOZAMBIQUE

## PROGRESS TOWARD THE MILLENNIUM DEVELOPMENT GOALS



(See pages 2 & 3 for specific data sources)

# MOZAMBIQUE

## PROGRESS TOWARD THE MILLENNIUM DEVELOPMENT GOALS

GOAL	TARGET	MEASURE OF TARGET	MEASURE OF TARGET		Target 2015	Actual AARC*	Required AARC*	SUMMARY	
			1990	2004					
MDG 1	NUTRITION	Halve between 1990 and 2015 the proportion of people who suffer from hunger	% children under five who are underweight	27 (1995)	24 (2003)	NA	1.1%	2.8%	MAKING PROGRESS BUT INSUFFICIENT
MDG 2	EDUCATION	Ensure that by 2015 children everywhere, boys and girls alike, will be able to complete a full course of primary schooling	Net enrolment ratio in primary school (total)**	59.7 (2001)	63.7 (2005)	100	0.99%	2.88%	NOT ON TRACK
			Net enrolment ratio in primary school (boys)**	63.5 (2001)	66.5 (2005)	100	0.75%	2.61%	
			Net enrolment ratio in primary school (girls)**	56.0 (2001)	60.7 (2005)	100	1.19%	3.14%	
MDG 3	GENDER EQUALITY	Eliminate gender disparity in primary and secondary education, preferably by 2005, and in all levels by 2015	Gross enrolment ratio in primary school, gender parity index	NA	0.83 (2000-05)	NA	NA	NA	NOT ON TRACK (On track = GPI is between 0.96 and 1.04 inclusive)
			Gross enrolment ratio in secondary school, gender parity index	NA	0.69 (2000-05)	NA	NA	NA	NOT ON TRACK (On track = GPI is between 0.96 and 1.04 inclusive)
MDG 4	CHILD MORTALITY	Reduce by two-thirds, between 1990 and 2015, the under five mortality rate	Under five mortality rate	235	152	78	NA	6.0%	NOT ON TRACK
			MOZAMBIQUE	DEVELOPING WORLD	INDUSTRIALIZED WORLD	WORLD			
MDG 5	MATERNAL MORTALITY	Reduce by three-quarters, between 1990 and 2015, the maternal mortality ratio	Maternal mortality ratio:	1000 (2000)	440 (2000)	13 (2000)	400 (2000)		VERY HIGH (latest estimate > 550)
			Lifetime risk of maternal death (1 in : )	14 (2000)	61 (2000)	4000 (2000)	74 (2000)		VERY HIGH
			MEASURE OF TARGET	1990	2004	Target 2015	Actual AARC*	Required AARC*	
MDG 6	HIV/AIDS & MALARIA	Have halted and begun to reverse the spread of HIV/AIDS	HIV prevalence rate among young pregnant women aged 15-24 years (in capital city)	11.7 (2000)	14.7 (2002)	NA	NA	NA	
			Have halted and begun to reverse the incidence of malaria and other major diseases	Incidence estimates not available (see page 3 for key malaria indicators for MDG monitoring)					
MDG 7	WATER & SANITATION	Halve by 2015 the proportion of people without sustainable access to safe drinking water and basic sanitation	% population using improved drinking water sources	36	43	68	NA	NA	NOT ON TRACK
			Halve by 2015 the proportion of people without sustainable access to safe drinking water and basic sanitation	% population using improved sanitation facilities	20	32	60	NA	NA

\* AARC = average annual rate of change

\*\* In some countries the net attendance ratio in primary school is used instead.

---

---

## SOURCES

MICS 1995; DHS 1997 (age-adjusted);  
CWIQ 2000; DHS 2003

UNICEF Progress for Children April 2005

UNICEF Progress for Children April 2005

UNICEF Progress for Children April 2005

UNESCO/UNICEF joint estimates  
available in SOWC2007

UNESCO/UNICEF joint estimates  
available in SOWC2007

UNICEF/WHO/World Bank/  
UNPD joint estimates

UNICEF/WHO/UNFPA  
adjusted estimates of maternal mortality  
in "Maternal Mortality in 2000: Estimates  
Developed by WHO/UNICEF/UNFPA"  
UNICEF Progress for Children May 2006

UNICEF/WHO/UNFPA  
adjusted estimates of maternal mortality  
in "Maternal Mortality in 2000: Estimates  
Developed by WHO/UNICEF/UNFPA"

Ministry of Health

UNICEF/WHO Joint Monitoring  
Programme (JMP), and UNICEF Progress  
for Children September 2006

UNICEF/WHO Joint Monitoring  
Programme (JMP), and UNICEF Progress  
for Children September 2006

# MOZAMBIQUE

## OTHER KEY MEASURES OF CHILD WELL-BEING

AREA	SUB-AREA	KEY INDICATOR	YEAR & SOURCE	MOZAMBIQUE ESTIMATE	ESARO AVERAGE
NUTRITION	VITAMIN A SUPPLEMENTATION	Vitamin A supplementation coverage rate (6-59 months)	UNICEF HQ 2004	26	60
	EXCLUSIVE BREASTFEEDING	% children who are exclusively breastfed (first 6 months of life)	DHS 2003	30	40
	IODIZED SALT CONSUMPTION	% households consuming adequately iodized salt (15 parts per million or more)	DHS 2003	54	60
	LOW BIRTH WEIGHT	% infants with low birth weight	DHS 2003	15	13
HEALTH	PNEUMONIA	% under fives with pneumonia taken to an appropriate health care provider		54	43
	DIARRHEA	% under fives with diarrhea receiving ORT and continued feeding		47	40
	MALARIA	% under fives with fever receiving antimalarial drugs	DHS 2003	15	26
		% under fives sleeping under an ITN	DHS 2003	NA	5
HIV/AIDS	PREVALENCE	Estimated adult HIV prevalence rate (15-49 years)	UNAIDS end-2005	16.1	8.6
	PMTCT	% HIV-positive pregnant women receiving ARVs to prevent infant HIV infection	MOH 2004	3.2	NA
	KNOWLEDGE	% of young people who have comprehensive knowledge of HIV	DHS 2003	20 (female) 33 (male)	40 (male) 31 (female)
	CONDOM USE	% of young people who used a condom at last high-risk sex	DHS 2003	29 (female) 33 (male)	41 (male) 30 (female)
IMMUNIZATION	MEASLES	% one year old children immunized against measles	WHO & UNICEF 2005	77	72
	DPT3	% one year old children immunized with 3 doses of DPT	WHO & UNICEF 2005	72	76
MATERNAL & NEWBORN CARE	SKILLED ATTENDANT AT DELIVERY	% births attended by skilled health personnel (doctor, nurse, midwife)	DHS 2003	48	39
	ANTENATAL CARE	% women aged 15-49 years attended at least once during pregnancy by skilled health personnel (doctor, nurse or midwife)	DHS 2003	85	71
	CONTRACEPTIVE PREVALENCE	% women in union aged 15-49 currently using contraception	DHS 2003	17	30
CHILD PROTECTION	BIRTH REGISTRATION	% children under five that were registered at the moment of survey	NA	NA	33
	FEMALE GENITAL MUTILATION	% women 15-49 years of age who have been mutilated/cut	NA	NA	NA
	CHILD LABOR	% children aged 5-14 years involved in labor activities at the moment of survey	NA	NA	34
	CHILD MARRIAGE	% women 20-24 years of age that were married or in union before they were 18 years old	DHS 2003	56	36

Source: UNICEF, The State of the World's Children 2007; [www.childinfo.org](http://www.childinfo.org)

DEMOGRAPHY (2005)			
Total population	19,792,000	Total under five population	3,291,000
Under five mortality rate	145	Under five mortality rank	24
Total births	773,000	Total under five deaths	112,000

CAUSES OF UNDER FIVE DEATHS, ESARO REGION (2004)

