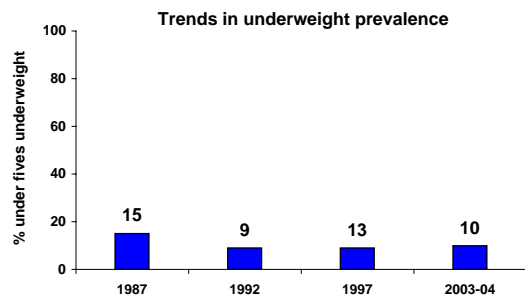


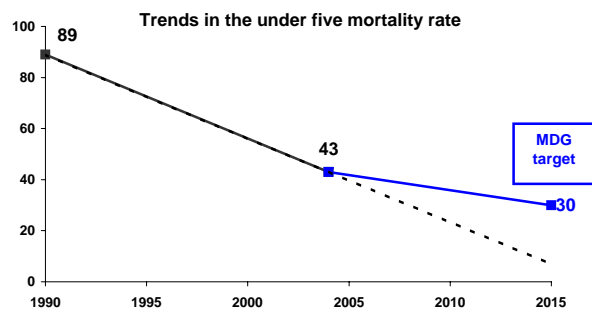
# MOROCCO

## PROGRESS TOWARD THE MILLENNIUM DEVELOPMENT GOALS

**MDG 1: NUTRITION**  
"MAKING PROGRESS BUT INSUFFICIENT"

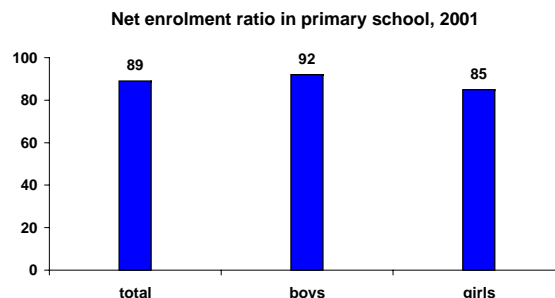


**MDG 4: CHILD MORTALITY**  
"ON TRACK"



**MDG 6: HIV/AIDS & MALARIA**  
"NOT AVAILABLE"

**MDG 2: EDUCATION**  
"NO RECENT DATA TO ASSESS PROGRESS"



**MDG 5: MATERNAL MORTALITY**  
"MODERATE"

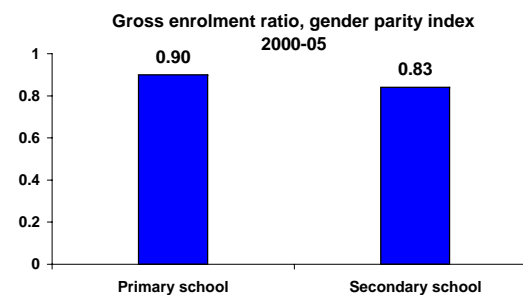
Maternal Mortality Ratio (adjusted)

<b>MOROCCO</b>	220
Developing World	440
Industrialized World	13
World	400

Lifetime risk of maternal death (1 in :)

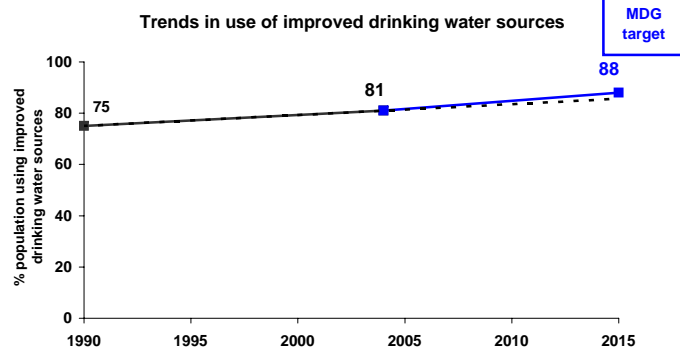
<b>MOROCCO</b>	120
Developing World	61
Industrialized World	4000
World	74

**MDG 3: GENDER EQUALITY**  
"NOT ON TRACK"

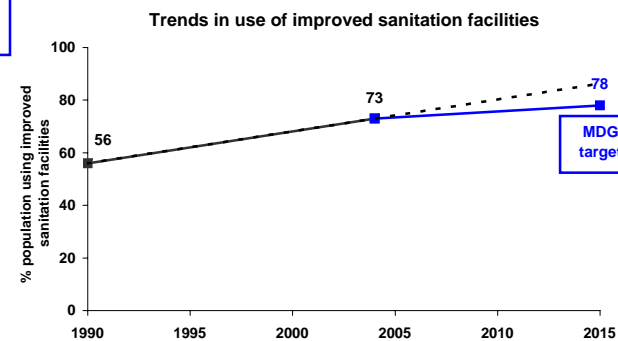


**MDG 6: HIV/AIDS & MALARIA**  
"NOT AVAILABLE"

**MDG 7: WATER & SANITATION**  
"ON TRACK"



**MDG 7: WATER & SANITATION**  
"ON TRACK"



(See pages 2 & 3 for specific data sources)

# MOROCCO

## PROGRESS TOWARD THE MILLENNIUM DEVELOPMENT GOALS

GOAL	TARGET	MEASURE OF TARGET	MEASURE OF TARGET					SUMMARY	SOURCES	
			1990	2004	Target 2015	Actual AARC*	Required AARC*			
MDG 1	NUTRITION	Halve between 1990 and 2015 the proportion of people who suffer from hunger	% children under five who are underweight	15 (1987)	10 (2003-04)	NA	1.8%	2.8%	MAKING PROGRESS BUT INSUFFICIENT	DHS 1987 (age adjusted), 1992; PAPCHILD 1997; DHS 2003-04; UNICEF Progress for Children May 2006
MDG 2	EDUCATION	Ensure that by 2015 children everywhere, boys and girls alike, will be able to complete a full course of primary schooling	Net enrolment ratio in primary school (total)**	88.5 (2001)	NA	100	NA	0.82%	NO RECENT DATA TO ASSESS PROGRESS	UNICEF Progress for Children April 2005
			Net enrolment ratio in primary school (boys)**	91.7 (2001)	NA	100	NA	0.59%		UNICEF Progress for Children April 2005
			Net enrolment ratio in primary school (girls)**	85.2 (2001)	NA	100	NA	1.05%		UNICEF Progress for Children April 2005
MDG 3	GENDER EQUALITY	Eliminate gender disparity in primary and secondary education, preferably by 2005, and in all levels by 2015	Gross enrolment ratio in primary school, gender parity index	NA	0.90 (2000-05)	1.00	NA	NA	NOT ON TRACK (On track = GPI is between 0.96 and 1.04 inclusive)	UNESCO estimates available in SOWC2007
			Gross enrolment ratio in secondary school, gender parity index	NA	0.83 (2000-05)	1.00	NA	NA	NOT ON TRACK (On track = GPI is between 0.96 and 1.04 inclusive)	UNESCO estimates available in SOWC2007
MDG 4	CHILD MORTALITY	Reduce by two-thirds, between 1990 and 2015, the under five mortality rate	Under five mortality rate	89	43	30	NA	3.4%	ON TRACK	UNICEF/WHO/World Bank/ UNPD joint estimates
			MOROCCO	DEVELOPING WORLD	INDUSTRIALIZED WORLD	WORLD				
MDG 5	MATERNAL MORTALITY	Reduce by three-quarters, between 1990 and 2015, the maternal mortality ratio	Maternal mortality ratio:	220 (2000)	440 (2000)	13 (2000)	400 (2000)		MODERATE (Latest estimate between 100 and 299)	UNICEF/WHO/UNFPA adjusted estimates of maternal mortality in "Maternal Mortality in 2000: Estimates Developed by WHO/UNICEF/UNFPA"
		Lifetime risk of maternal death (1 in :)	120 (2000)	61 (2000)	4000 (2000)	74 (2000)		MODERATE	UNICEF/WHO/UNFPA adjusted estimates of maternal mortality in "Maternal Mortality in 2000: Estimates Developed by WHO/UNICEF/UNFPA"	
			MEASURE OF TARGET	1990	2004	Target 2015	Actual AARC*	Required AARC*		
MDG 6	HIV/AIDS & MALARIA	Have halted and begun to reverse the spread of HIV/AIDS	HIV prevalence rate among young pregnant women aged 15-24 years (in capital city)	NA	NA	NA	NA	NA		Ministry of Health
		Have halted and begun to reverse the incidence of malaria and other major diseases	Incidence estimates not available (see page 3 for key malaria indicators for MDG monitoring)							
MDG 7	WATER & SANITATION	Halve by 2015 the proportion of people without sustainable access to safe drinking water and basic sanitation	% population using improved drinking water sources	75	81	88	NA	NA	ON TRACK	UNICEF/WHO Joint Monitoring Programme (JMP), and UNICEF Progress for Children September 2006
		Halve by 2015 the proportion of people without sustainable access to safe drinking water and basic sanitation	% population using improved sanitation facilities	56	73	78	NA	NA	ON TRACK	UNICEF/WHO Joint Monitoring Programme (JMP), and UNICEF Progress for Children September 2006

\* AARC = average annual rate of change

\*\* In some countries the net attendance ratio in primary school is used instead.

# MOROCCO

## OTHER KEY INDICATORS OF CHILD WELL-BEING

AREA	SUB-AREA	KEY INDICATOR	YEAR & SOURCE	MOROCCO ESTIMATE	MENA AVERAGE
NUTRITION	VITAMIN A SUPPLEMENTATION	Vitamin A supplementation coverage rate (6-59 months)	NA	NA	NA
	EXCLUSIVE BREASTFEEDING	% infants who are exclusively breastfed (first 6 months of life)	PAPFAM 2003	31	30
	IODIZED SALT CONSUMPTION	% households consuming adequately iodized salt (15 parts per million or more)	Enquete Nationale sur la Carence en Fer, L'Utilisation du Sel Iode et la Supplementation par la Vitamine A, 2000	59	65
	LOW BIRTH WEIGHT	% infants with low birth weight	DHS 2003-04 Reanalyzed by UNICEF HQ	15	15
HEALTH	PNEUMONIA	% under fives with suspected pneumonia taken to an appropriate health care provider	DHS 2003-04 Reanalyzed by UNICEF HQ	38	66
	DIARRHEA	% under fives with diarrhea receiving ORT and continued feeding	DHS 2003-04 Reanalyzed by UNICEF HQ	46	39
	MALARIA	% under fives with fever receiving antimalarial drugs	NA	NA	NA
		% under fives sleeping under an ITN	NA	NA	NA
HIV/AIDS	PREVALENCE	Estimated adult HIV prevalence rate (15-49 years)	UNAIDS end-2005	0.1	0.2
	PMTCT	% HIV-positive pregnant women receiving ARVs to prevent infant HIV infection	NA	NA	NA
	KNOWLEDGE	% of young people who have comprehensive knowledge of HIV	DHS 2003-04	12 (female)	NA
	CONDOM USE	% of young people who used a condom at last high-risk sex	NA	NA	NA
IMMUNIZATION	MEASLES	% one year old children immunized against measles	WHO & UNICEF 2005	97	89
	DPT3	% one year old children immunized with 3 doses of DPT	WHO & UNICEF 2005	98	89
MATERNAL & NEWBORN CARE	SKILLED ATTENDANT AT DELIVERY	% births attended by skilled health personnel (doctor, nurse, midwife)	DHS 2003-04	63	76
	ANTENATAL CARE	% women aged 15-49 years attended at least once during pregnancy by skilled health personnel (doctor, nurse or midwife)	DHS 2003-04	68	70
	CONTRACEPTIVE PREVALENCE	% women in union aged 15-49 currently using contraception	DHS 2003-04	63	53
CHILD PROTECTION	BIRTH REGISTRATION	% children under five that were registered at the moment of survey	DHS 2003-04	85	NA
	FEMALE GENITAL MUTILATION	% women 15-49 years of age who have been mutilated/cut	NA	NA	NA
	CHILD LABOR	% children aged 5-14 years involved in labor activities at the moment of survey	DHS 2003-04	11	10
	CHILD MARRIAGE	% women 20-24 years of age that were married or in union before they were 18 years old	DHS 2003-04	16	NA

Source: UNICEF, The State of the World's Children 2007; [www.childinfo.org](http://www.childinfo.org)

DEMOGRAPHY (2005)			
Total population	31,478,000	Total under five population	3,378,000
Under five mortality rate	40	Under five mortality rank	76
Total births	717,000	Total under five deaths	29,000

CAUSES OF UNDER FIVE DEATHS, MENA REGION (2004)

