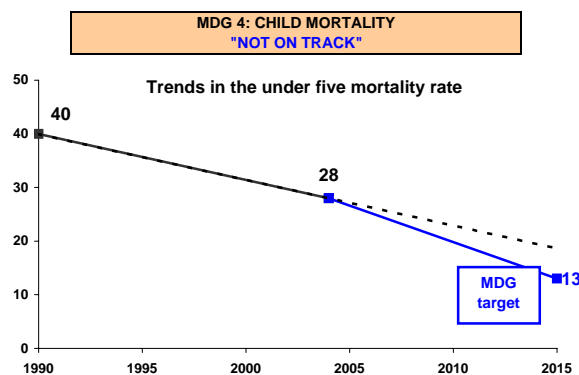
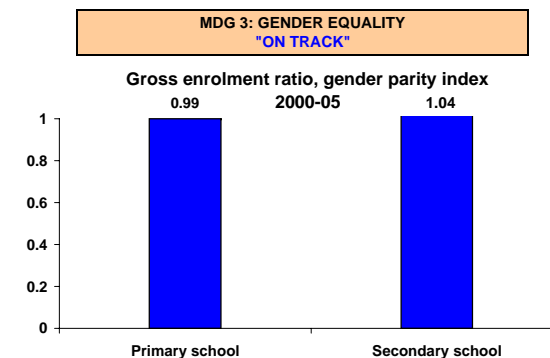
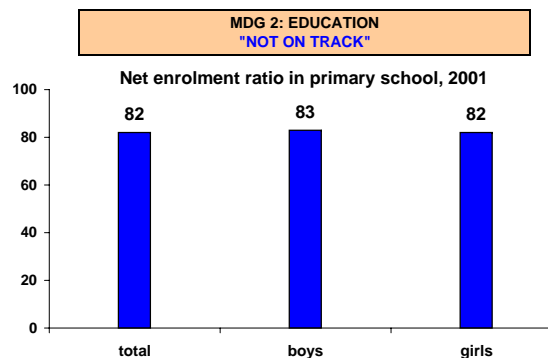
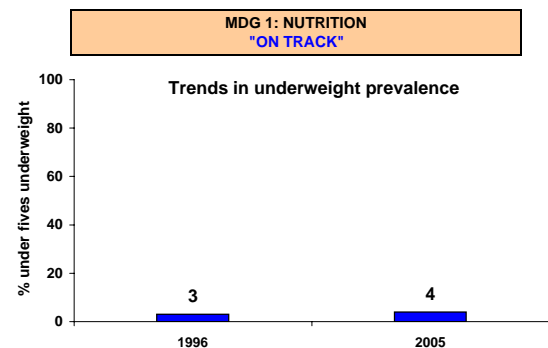


# REPUBLIC OF MOLDOVA

## PROGRESS TOWARD THE MILLENNIUM DEVELOPMENT GOALS



**MDG 5: MATERNAL MORTALITY**  
"LOW"

Maternal Mortality Ratio (adjusted)

REP. OF MOLDOVA	36
Developing World	440
Industrialized World	13
World	400

Lifetime risk of maternal death (1 in :)

REP. OF MOLDOVA	1500
Developing World	61
Industrialized World	4000
World	74

**MDG 6: HIV/AIDS & MALARIA**  
"NOT AVAILABLE"

**MDG 6: HIV/AIDS & MALARIA**  
"NOT AVAILABLE"

**MDG 7: WATER & SANITATION**  
"INSUFFICIENT DATA TO ASSESS PROGRESS"

**MDG 7: WATER & SANITATION**  
"INSUFFICIENT DATA TO ASSESS PROGRESS"

# REPUBLIC OF MOLDOVA

## PROGRESS TOWARD THE MILLENNIUM DEVELOPMENT GOALS

GOAL	TARGET	MEASURE OF TARGET						SUMMARY	SOURCES		
			1990	2004	Target 2015	Actual AARC*	Required AARC*				
MDG 1	NUTRITION	Halve between 1990 and 2015 the proportion of people who suffer from hunger	% children under five who are underweight	3.2 (1996)	4.3 (2005)	NA	NA	2.8%	<b>ON TRACK</b>	National Survey on Nutritional Status of Children and Women in the Republic of Moldova, 1996; DHS 2005 (Preliminary report); UNICEF Progress for Children May 2006, with DHS 2005 data included in updated analysis.	
MDG 2	EDUCATION	Ensure that by 2015 children everywhere, boys and girls alike, will be able to complete a full course of primary schooling	Net enrolment ratio in primary school (total)**	82.2 (2001)	82.3 (2005)	100	0.02%	1.27%	<b>NOT ON TRACK</b>	UNICEF Progress for Children April 2005	
				Net enrolment ratio in primary school (boys)**	82.5 (2001)	82.5 (2005)	100	0.00%	1.25%		UNICEF Progress for Children April 2005
					Net enrolment ratio in primary school (girls)**	81.9 (2001)	82.0 (2005)	100	0.03%	1.29%	
MDG 3	GENDER EQUALITY	Eliminate gender disparity in primary and secondary education, preferably by 2005, and in all levels by 2015	Gross enrolment ratio in primary school, gender parity index	NA		0.99 (2000-05)	NA	NA	NA	<b>ON TRACK</b> (On track = GPI is between 0.96 and 1.04 inclusive)	UNESCO/UNICEF joint estimates available in SOWC2007
				Gross enrolment ratio in secondary school, gender parity index	NA	1.04 (2000-05)	NA	NA	NA	<b>ON TRACK</b> (On track = GPI is between 0.96 and 1.04 inclusive)	UNESCO/UNICEF joint estimates available in SOWC2007
MDG 4	CHILD MORTALITY	Reduce by two-thirds, between 1990 and 2015, the under five mortality rate	Under five mortality rate		40	28	13	NA	6.8%	<b>NOT ON TRACK</b>	UNICEF/WHO/World Bank/ UNPD joint estimates
			REP. OF MOLDOVA	DEVELOPING WORLD	INDUSTRIALIZED WORLD	WORLD					
MDG 5	MATERNAL MORTALITY	Reduce by three-quarters, between 1990 and 2015, the maternal mortality ratio	Maternal mortality ratio:	36 (2000)	440 (2000)	13 (2000)	400 (2000)		<b>LOW</b> (latest estimate < 100)	UNICEF/WHO/UNFPA adjusted estimates of maternal mortality in "Maternal Mortality in 2000: Estimates Developed by WHO/UNICEF/UNFPA" UNICEF Progress for Children May 2006	
				Lifetime risk of maternal death (1 in : )	1500 (2000)	61 (2000)	4000 (2000)	74 (2000)	<b>LOW</b>	UNICEF/WHO/UNFPA adjusted estimates of maternal mortality in "Maternal Mortality in 2000: Estimates Developed by WHO/UNICEF/UNFPA"	
			MEASURE OF TARGET	1990	2004	Target 2015	Actual AARC*	Required AARC*			
MDG 6	HIV/AIDS & MALARIA	Have halted and begun to reverse the spread of HIV/AIDS	HIV prevalence rate among young pregnant women aged 15-24 years (in capital city)	NA	NA	NA	NA	NA		Ministry of Health	
				<b>Incidence estimates not available (see page 3 for key malaria indicators for MDG monitoring)</b>							
MDG 7	WATER & SANITATION	Halve by 2015 the proportion of people without sustainable access to safe drinking water and basic sanitation	% population using improved drinking water sources	NA	92	96	NA	NA	<b>INSUFFICIENT DATA TO ASSESS PROGRESS</b>	UNICEF/WHO Joint Monitoring Programme (JMP), and UNICEF Progress for Children September 2006	
				Halve by 2015 the proportion of people without sustainable access to safe drinking water and basic sanitation	% population using improved sanitation facilities	NA	68	82	NA	NA	<b>INSUFFICIENT DATA TO ASSESS PROGRESS</b>

\* AARC = average annual rate of change

\*\* In some countries the net attendance ratio in primary school is used instead.

# REPUBLIC OF MOLDOVA

## OTHER KEY MEASURES OF CHILD WELL-BEING

AREA	SUB-AREA	KEY INDICATOR	YEAR & SOURCE	MOLDOVA ESTIMATE	CEE/CIS AVERAGE
NUTRITION	VITAMIN A SUPPLEMENTATION	Vitamin A supplementation coverage rate (6-59 months)	NA	NA	NA
	EXCLUSIVE BREASTFEEDING	% children who are exclusively breastfed (first 6 months of life)	DHS 2005 (Preliminary Report)	46	22
	IODIZED SALT CONSUMPTION	% households consuming adequately iodized salt (15 parts per million or more)	DHS 2005 (Preliminary Report)	59	47
	LOW BIRTH WEIGHT	% infants with low birth weight	Country Statistical Office, 2001	5	9
HEALTH	PNEUMONIA	% under fives with pneumonia taken to an appropriate health care provider	MICS 2000	78	50
	DIARRHEA	% under fives with diarrhea receiving ORT and continued feeding	MICS 2000 Reanalyzed by UNICEF HQ	52	25
	MALARIA	% under fives with fever receiving antimalarial drugs	NA	NA	NA
		% under fives sleeping under an ITN	NA	NA	NA
HIV/AIDS	PREVALENCE	Estimated adult HIV prevalence rate (15-49 years)	UNAIDS end-2005	1.1	0.6
	PMTCT	% HIV-positive pregnant women receiving ARVs to prevent infant HIV infection	MHSP, NAC 2004	84	NA
	KNOWLEDGE	% of young people who have comprehensive knowledge of HIV	MICS 2000	19 (female)	NA
	CONDOM USE	% of young people who used a condom at last high-risk sex	DHS 2005 (Preliminary Report)	44 (female) 63 (male)	NA
IMMUNIZATION	MEASLES	% one year old children immunized against measles	WHO & UNICEF 2005	97	96
	DPT3	% one year old children immunized with 3 doses of DPT	WHO & UNICEF 2005	98	95
MATERNAL & NEWBORN CARE	SKILLED ATTENDANT AT DELIVERY	% births attended by skilled health personnel (doctor, nurse, midwife)	DHS 2005 (Preliminary Report)	100	93
	ANTENATAL CARE	% women aged 15-49 years attended at least once during pregnancy by skilled health personnel (doctor, nurse or midwife)	DHS 2005 (Preliminary Report)	98	86
	CONTRACEPTIVE PREVALENCE	% women in union aged 15-49 currently using contraception	DHS 2005 (Preliminary Report)	68	69
CHILD PROTECTION	BIRTH REGISTRATION	% children under five that were registered at the moment of survey	MICS 2000	98	NA
	FEMALE GENITAL MUTILATION	% women 15-49 years of age who have been mutilated/cut	NA	NA	NA
	CHILD LABOR	% children aged 5-14 years involved in labor activities at the moment of survey	MICS 2000 Reanalyzed by UNICEF HQ	33	NA
	CHILD MARRIAGE	% women 20-24 years of age that were married or in union before they were 18 years old	NA	NA	NA

Source: UNICEF, The State of the World's Children 2007 (forthcoming)

DEMOGRAPHY (2005)			
Total population	4,206,000	Total under five population	207,000
Under five mortality rate	16	Under five mortality rank	128
Total births	43,000	Total under five deaths	1,000

CAUSES OF UNDER FIVE DEATHS, CEE/CIS REGION (2004)

