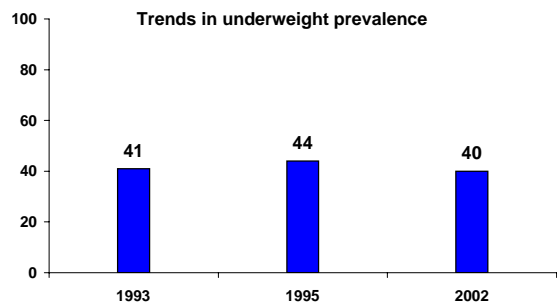


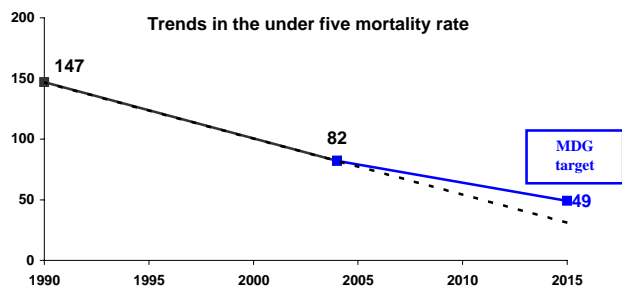
ERITREA

PROGRESS TOWARD THE MILLENNIUM DEVELOPMENT GOALS

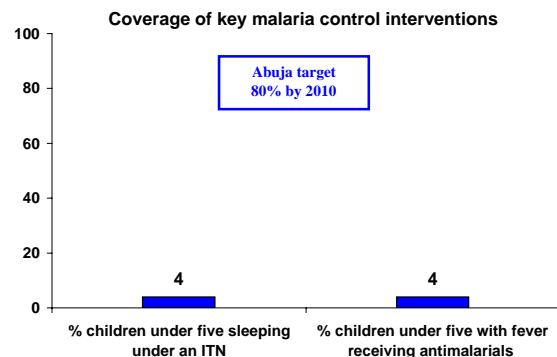
MDG 1: NUTRITION "MAKING PROGRESS BUT INSUFFICIENT"



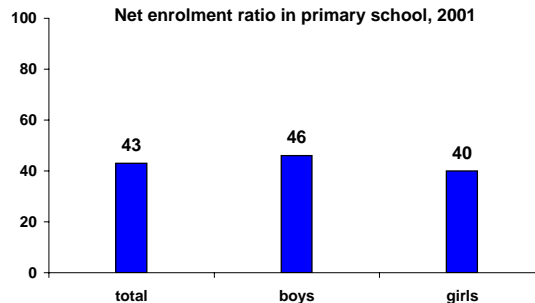
MDG 4: CHILD MORTALITY "ON TRACK"



MDG 6: HIV/AIDS & MALARIA



MDG 2: EDUCATION "NOT ON TRACK"



MDG 5: MATERNAL MORTALITY "VERY HIGH"

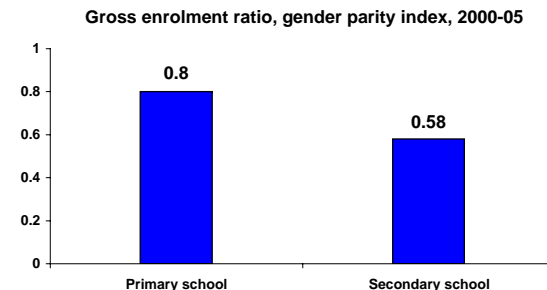
Maternal Mortality Ratio (adjusted)

ERITREA	630
Developing World	440
Industrialized World	13
World	400

Lifetime risk of maternal death (1 in .)

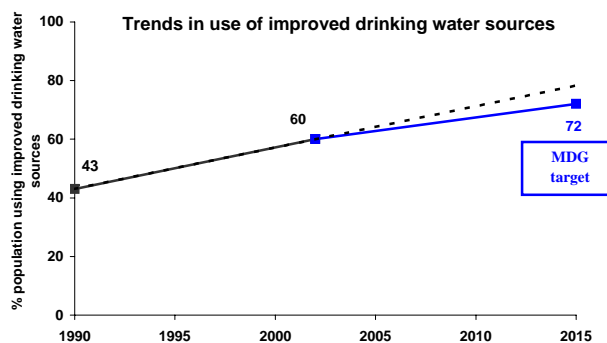
ERITREA	24
Developing World	61
Industrialized World	4000
World	74

MDG 3: GENDER EQUALITY "NOT ON TRACK"

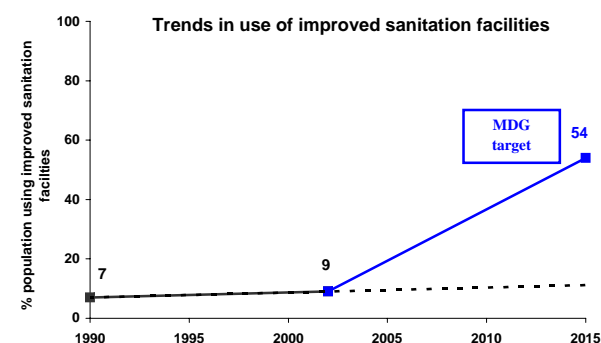


MDG 6: HIV/AIDS & MALARIA "NOT AVAILABLE"

MDG 7: WATER & SANITATION "ON TRACK"



MDG 7: WATER & SANITATION "NOT ON TRACK"



ERITREA

PROGRESS TOWARD THE MILLENNIUM DEVELOPMENT GOALS

MDG	GOAL	TARGET	MEASURE OF TARGET	1990	2004	Target 2015	Actual AARC*	Required AARC*	SUMMARY	SOURCE	
MDG 1	NUTRITION	Halve between 1990 and 2015 the proportion of people who suffer from hunger	% children under five who are underweight	41 (1993)	40 (2002)	NA	0.7%	2.8%	MAKING PROGRESS BUT INSUFFICIENT	Health and Nutrition Survey 1993; DHS 1995 (age adjusted); DHS 2002; UNICEF Progress for Children May 2006	
MDG 2	EDUCATION	Ensure that by 2015 children everywhere, boys and girls alike, will be able to complete a full course of primary schooling	Net enrolment ratio in primary school (total)**	42.9 (2001)	48.5 (2005)	100	1.41%	4.08%	NOT ON TRACK	UNICEF Progress for Children April 2005	
			Net enrolment ratio in primary school (boys)**	46.1 (2001)	50.6 (2005)	100	1.13%	3.85%		UNICEF Progress for Children April 2005	
			Net enrolment ratio in primary school (girls)**	39.6 (2001)	46.0 (2005)	100	1.61%	4.32%		UNICEF Progress for Children April 2005	
MDG 3	GENDER EQUALITY	Eliminate gender disparity in primary and secondary education, preferably by 2005, and in all levels by 2015	Gross enrolment ratio in primary school, gender parity index	NA	0.80 (2000-05)	NA	NA	NA	NOT ON TRACK (On track = GPI is between 0.96 and 1.04 inclusive)	UNESCO estimates available in SOWC2007 (forthcoming)	
			Gross enrolment ratio in secondary school, gender parity index	NA	0.58 (2000-05)	NA	NA	NA	NOT ON TRACK (On track = GPI is between 0.96 and 1.04 inclusive)	UNESCO estimates available in SOWC2007 (forthcoming)	
MDG 4	CHILD MORTALITY	Reduce by two-thirds, between 1990 and 2015, the under five mortality rate	Under five mortality rate	147	82	49	NA	4.7%	ON TRACK	UNICEF/WHO/World Bank/ UNPD joint estimates	
				ERITREA	DEVELOPING WORLD	INDUSTRIALIZED WORLD	WORLD				
MDG 5	MATERNAL MORTALITY	Reduce by three-quarters, between 1990 and 2015, the maternal mortality ratio	Maternal mortality ratio (adjusted):	630 (2000)	440 (2000)	13 (2000)	400 (2000)		VERY HIGH (Latest estimate > 550)	UNICEF/WHO/UNFPA adjusted estimates of maternal mortality in "Maternal Mortality in 2000: Estimates Developed by WHO/UNICEF/UNFPA"	
			Lifetime risk of maternal death (1 in :)	24 (2000)	61 (2000)	4000 (2000)	74 (2000)		VERY HIGH	UNICEF/WHO/UNFPA adjusted estimates of maternal mortality in "Maternal Mortality in 2000: Estimates Developed by WHO/UNICEF/UNFPA"	
				MEASURE OF TARGET	1990	2004	Target 2015	Actual AARC*	Required AARC*		
MDG 6	HIV/AIDS & MALARIA	Have halted and begun to reverse the spread of HIV/AIDS	HIV prevalence rate among young pregnant women aged 15-24 years (in capital city)	NA	NA	NA	NA	NA		Ministry of Health	
		Have halted and begun to reverse the incidence of malaria and other major diseases	Incidence estimates not available (see page 3 for key malaria indicators for MDG monitoring)								
MDG 7	WATER & SANITATION	Halve by 2015 the proportion of people without sustainable access to safe drinking water and basic sanitation	% population using improved drinking water sources	43	60	72	NA	NA	ON TRACK	UNICEF/WHO Joint Monitoring Programme (JMP) and UNICEF Progress for Children September 2006 (forthcoming).	
		Halve by 2015 the proportion of people without sustainable access to safe drinking water and basic sanitation	% population using improved sanitation facilities	7	9	54	NA	NA	NOT ON TRACK	UNICEF/WHO Joint Monitoring Programme (JMP) and UNICEF Progress for Children September 2006 (forthcoming).	

* AARC = average annual rate of change

** In some countries the net attendance ratio in primary school is used instead.

ERITREA

OTHER KEY MEASURES OF CHILD WELL-BEING

AREA	SUB-AREA	KEY INDICATOR	SOURCE & YEAR	ERITREA ESTIMATE	ESARO AVERAGE
NUTRITION	VITAMIN A SUPPLEMENTATION	Vitamin A supplementation coverage rate (6-59 months)	UNICEF HQ 2004	50	60
	EXCLUSIVE BREASTFEEDING	% infants who are exclusively breastfed (first 6 months of life)	DHS 2002	52	40
	IODIZED SALT CONSUMPTION	% households consuming adequately iodized salt (15 parts per million or more)	DHS 2002	68	60
	LOW BIRTH WEIGHT	% infants with low birth weight	DHS 2002 Reanalyzed by UNICEF HQ	14	13
HEALTH	PNEUMONIA	% under fives with pneumonia taken to an appropriate health care provider	DHS 2002	44	43
	DIARRHEA	% under fives with diarrhea receiving ORT and continued feeding	DHS 2002 Reanalyzed by UNICEF HQ	54	40
	MALARIA	% under fives with fever receiving antimalarial drugs	DHS 2002	4	26
		% under fives sleeping under an ITN	DHS 2002	4	5
HIV/AIDS	PREVALENCE	Estimated adult HIV prevalence rate (15-49 years)	UNAIDS end-2005	2.4	8.6
	PMTCT	% HIV-positive pregnant women receiving ARVs to prevent infant HIV infection	MOH 2004	1	NA
	KNOWLEDGE	% of young people who have comprehensive knowledge of HIV	DHS 2002	37 (female)	40 (male) 31 (female)
	CONDOM USE	% of young people who used a condom at last high-risk sex	NA	NA	41 (male) 30 (female)
IMMUNIZATION	MEASLES	% one year old children immunized against measles	WHO & UNICEF 2005	84	77
	DPT3	% one year old children immunized against DPT	WHO & UNICEF 2005	83	80
MATERNAL & NEWBORN CARE	SKILLED ATTENDANT AT DELIVERY	% births attended by skilled health personnel (doctor, nurse, midwife)	DHS 2002	28	39
	ANTENATAL CARE	% women aged 15-49 years attended at least once during pregnancy by skilled health personnel (doctor, nurse or midwife)	DHS 2002	70	71
	CONTRACEPTIVE PREVALENCE	% women in union aged 15-49 currently using contraception	DHS 2002	8	30
CHILD PROTECTION	BIRTH REGISTRATION	% children under five that were registered at the moment of survey	NA	NA	33
	FEMALE GENITAL MUTILATION	% women 15-49 years of age who have been mutilated/cut	DHS 2002	89	NA
	CHILD LABOR	% children aged 5-14 years involved in labor activities at the moment of survey	NA	NA	34
	CHILD MARRIAGE	% women 20-24 years of age that were married or in union before they were 18 years old	DHS 2002	47	36

Source: UNICEF, The State of the World's Children 2007 (forthcoming in December 2006); www.childinfo.org

DEMOGRAPHY (2004)			
Total population	4,232,000	Total under five population	733,000
Under five mortality rate	82	Under five mortality rank	54
Total births	166,000	Total under five deaths	14,000

CAUSES OF UNDER FIVE DEATHS, ESARO REGION (2004)

