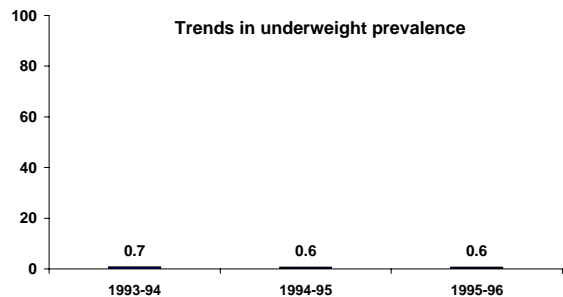


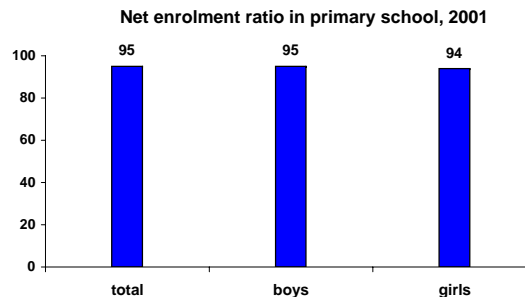
CROATIA

PROGRESS TOWARD THE MILLENNIUM DEVELOPMENT GOALS

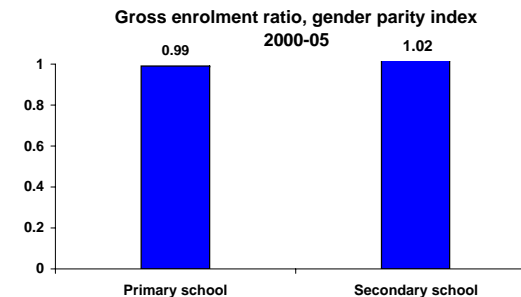
MDG 1: NUTRITION
"INSUFFICIENT DATA TO ASSESS PROGRESS"



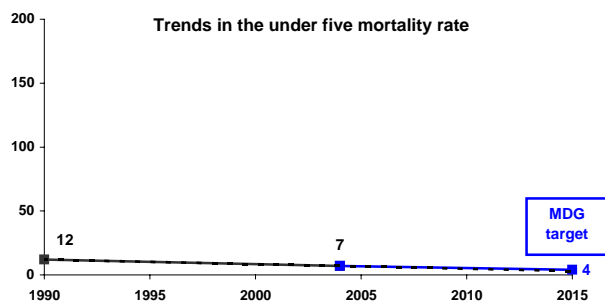
MDG 2: EDUCATION
"HIGH COVERAGE, 2001"



MDG 3: GENDER EQUALITY
"ON TRACK"



MDG 4: CHILD MORTALITY
"ON TRACK"



MDG 5: MATERNAL MORTALITY
"LOW"

Maternal Mortality Ratio (adjusted)

CROATIA	8
Developing World	440
Industrialized World	13
World	400

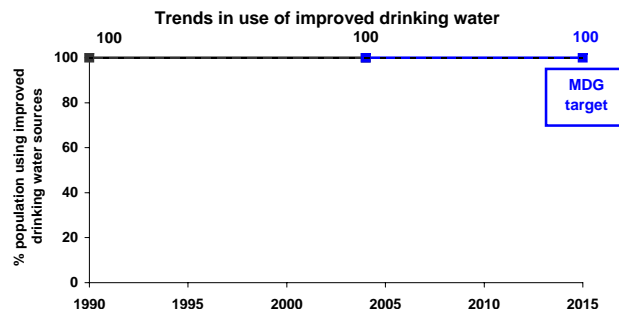
Lifetime risk of maternal death (1 in :)

CROATIA	6100
Developing World	61
Industrialized World	4000
World	74

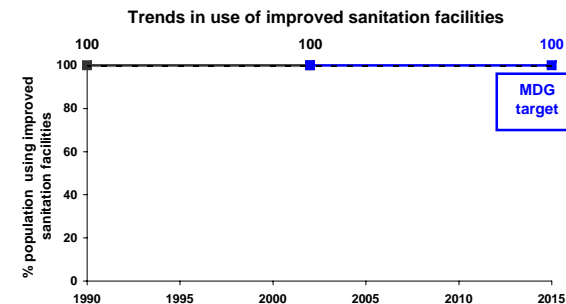
MDG 6: HIV/AIDS & MALARIA
"NOT AVAILABLE"

MDG 6: HIV/AIDS & MALARIA
"NOT AVAILABLE"

MDG 7: WATER & SANITATION
"ON TRACK"



MDG 7: WATER & SANITATION
"ON TRACK"



(See pages 2 & 3 for specific data sources)

CROATIA

PROGRESS TOWARD THE MILLENNIUM DEVELOPMENT GOALS

GOAL	TARGET	MEASURE OF TARGET	MEASURE OF TARGET					SUMMARY	SOURCES	
			1990	2004	Target 2015	Actual AARC*	Required AARC*			
MDG 1	NUTRITION	Halve between 1990 and 2015 the proportion of people who suffer from hunger	% children under five who are underweight	1 (1993-94)	1 (1995-96)	NA	NA	2.8%	INSUFFICIENT DATA TO ASSESS PROGRESS	UNICEF, Growth Monitoring of Pre-School Children, An Overall Report 1993-1996; UNICEF Progress for Children May 2006
MDG 2	EDUCATION	Ensure that by 2015 children everywhere, boys and girls alike, will be able to complete a full course of primary schooling	Net enrolment ratio in primary school (total)**	94.7 (2001)	NA	100	NA	0.38%	HIGH COVERAGE, 2001. NO RECENT DATA TO ASSESS PROGRESS	UNICEF Progress for Children April 2005
			Net enrolment ratio in primary school (boys)**	95.1 (2001)	NA	100	NA	0.35%		UNICEF Progress for Children April 2005
			Net enrolment ratio in primary school (girls)**	94.3 (2001)	NA	100	NA	0.41%		UNICEF Progress for Children April 2005
MDG 3	GENDER EQUALITY	Eliminate gender disparity in primary and secondary education, preferably by 2005, and in all levels by 2015	Gross enrolment ratio in primary school, gender parity index	NA	0.99 (2000-05)	NA	NA	NA	ON TRACK (On track = GPI is between 0.96 and 1.04 inclusive)	UNESCO/UNICEF joint estimates available in SOWC2007 (forthcoming)
			Gross enrolment ratio in secondary school, gender parity index	NA	1.02 (2000-05)	NA	NA	NA	ON TRACK (On track = GPI is between 0.96 and 1.04 inclusive)	UNESCO/UNICEF joint estimates available in SOWC2007 (forthcoming)
MDG 4	CHILD MORTALITY	Reduce by two-thirds, between 1990 and 2015, the under five mortality rate	Under five mortality rate	12	7	4	NA	5.1%	ON TRACK	UNICEF/WHO/World Bank/ UNPD joint estimates
			CROATIA	DEVELOPING WORLD	INDUSTRIALIZED WORLD	WORLD				
MDG 5	MATERNAL MORTALITY	Reduce by three-quarters, between 1990 and 2015, the maternal mortality ratio	Maternal mortality ratio (adjusted):	8 (2000)	440 (2000)	13 (2000)	400 (2000)		LOW (Latest estimate < 100)	UNICEF/WHO/UNFPA adjusted estimates of maternal mortality in "Maternal Mortality in 2000: Estimates Developed by WHO/UNICEF/UNFPA"
		Lifetime risk of maternal death (1 in :)	6100 (2000)	61 (2000)	4000 (2000)	74 (2000)		LOW	UNICEF/WHO/UNFPA adjusted estimates of maternal mortality in "Maternal Mortality in 2000: Estimates Developed by WHO/UNICEF/UNFPA"	
			MEASURE OF TARGET	1990	2004	Target 2015	Actual AARC*	Required AARC*		
MDG 6	HIV/AIDS & MALARIA	Have halted and begun to reverse the spread of HIV/AIDS	HIV prevalence rate among young pregnant women aged 15-24 years (in capital city)	NA	NA	NA	NA	NA		Ministry of Health
		Have halted and begun to reverse the incidence of malaria and other major diseases	Incidence estimates not available (see page 3 for key malaria indicators for MDG monitoring)							
MDG 7	WATER & SANITATION	Halve by 2015 the proportion of people without sustainable access to safe drinking water and basic sanitation	% population using improved drinking water sources	100	100	100	NA	NA	ON TRACK	UNICEF/WHO Joint Monitoring Programme (JMP) and UNICEF Progress for Children September 2006 (forthcoming)
		Halve by 2015 the proportion of people without sustainable access to safe drinking water and basic sanitation	% population using improved sanitation facilities	100	100	100	NA	NA	ON TRACK	UNICEF/WHO Joint Monitoring Programme (JMP) and UNICEF Progress for Children September 2006 (forthcoming)

* AARC = average annual rate of change

** In some countries the net attendance ratio in primary school is used instead.

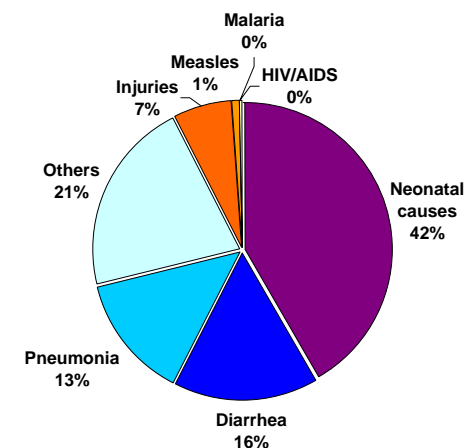
CROATIA

OTHER KEY MEASURES OF CHILD WELL-BEING

AREA	SUB-AREA	KEY INDICATOR	YEAR & SOURCE	CROATIA ESTIMATE	CEE/CIS AVERAGE
NUTRITION	VITAMIN A SUPPLEMENTATION	Vitamin A supplementation coverage rate (6-59 months)	NA	NA	NA
	EXCLUSIVE BREASTFEEDING	% children who are exclusively breastfed (first 6 months of life)	MICS 1996	23	22
	IODIZED SALT CONSUMPTION	% households consuming adequately iodized salt (15 parts per million or more)	Analysis Report of the Croatia National Institute of Public Health and UNICEF 2000	90	50
	LOW BIRTH WEIGHT	% infants with low birth weight	CSO 2000	6	9
HEALTH	PNEUMONIA	% under fives with pneumonia taken to an appropriate health care provider	NA	NA	50
	DIARRHEA	% under fives with diarrhea receiving ORT and continued feeding	NA	NA	25
	MALARIA	% under fives with fever receiving antimalarial drugs % under fives sleeping under an ITN	NA NA	NA NA	NA NA
HIV/AIDS	PREVALENCE	Estimated adult HIV prevalence rate (15-49 years)	UNAIDS end-2005	< 0.1	0.6
	PMTCT	% HIV-positive pregnant women receiving ARVs to prevent infant HIV infection	NA	NA	NA
	KNOWLEDGE	% of young people who have comprehensive knowledge of HIV	NA	NA	NA
	CONDOM USE	% of young people who used a condom at last high-risk sex	NA	NA	NA
IMMUNIZATION	MEASLES	% one year old children immunized against measles	WHO & UNICEF 2004	96	93
	DPT3	% one year old children immunized with 3 doses of DPT	WHO & UNICEF 2004	96	93
MATERNAL & NEWBORN CARE	SKILLED ATTENDANT AT DELIVERY	% births attended by skilled health personnel (doctor, nurse, midwife)	Innocenti Social Monitor 2002	100	93
	ANTENATAL CARE	% women aged 15-49 years attended at least once during pregnancy by skilled health personnel (doctor, nurse or midwife)	NA	NA	87
	CONTRACEPTIVE PREVALENCE	% women in union aged 15-49 currently using contraception	NA	NA	65
CHILD PROTECTION	BIRTH REGISTRATION	% children under five that were registered at the moment of survey	NA	NA	NA
	FEMALE GENITAL MUTILATION	% women 15-49 years of age who have been mutilated/cut	NA	NA	NA
	CHILD LABOR	% children aged 5-14 years involved in labor activities at the moment of survey	NA	NA	NA
	CHILD MARRIAGE	% women 20-24 years of age that were married or in union before they were 18 years old	NA	NA	NA

DEMOGRAPHY (2004)			
Total population	4,540,000	Total under five population	210,000
Under five mortality rate	7	Under five mortality rank	159
Total births	41,000	Total under five deaths	< 1000

CAUSES OF UNDER FIVE DEATHS, CEE/CIS REGION (2004)



Source: UNICEF, The State of the World's Children 2007 (forthcoming); www.childinfo.org