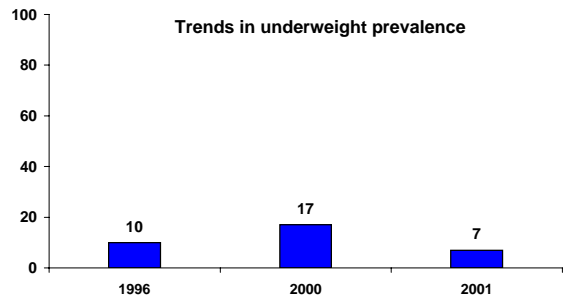


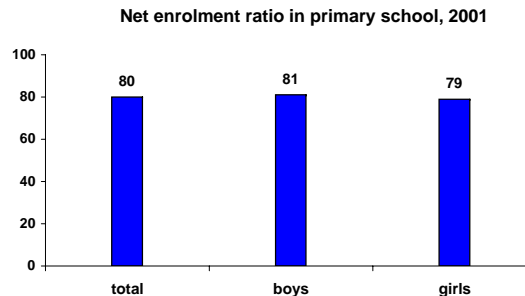
# AZERBAIJAN

## PROGRESS TOWARD THE MILLENNIUM DEVELOPMENT GOALS

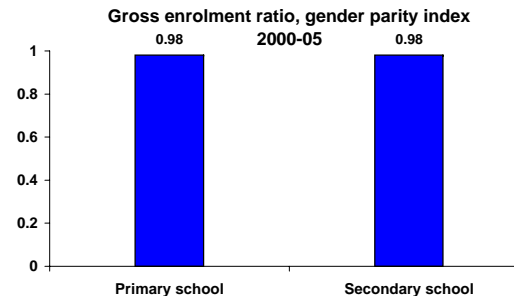
### MDG 1: NUTRITION "MAKING PROGRESS BUT INSUFFICIENT"



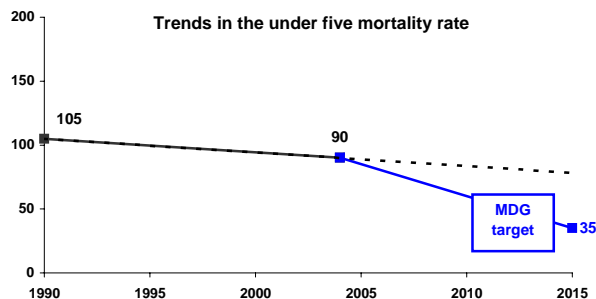
### MDG 2: EDUCATION "NOT ON TRACK"



### MDG 3: GENDER EQUALITY "ON TRACK"



### MDG 4: CHILD MORTALITY "NOT ON TRACK"



### MDG 5: MATERNAL MORTALITY "LOW"

#### Maternal Mortality Ratio (adjusted)

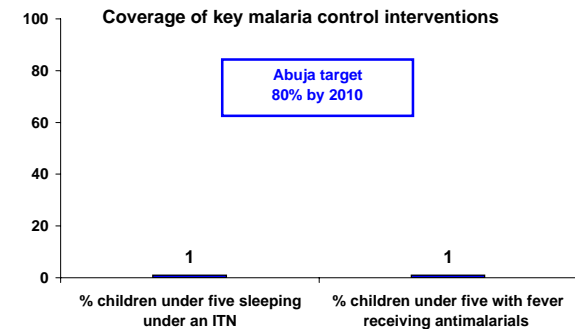
AZERBAIJAN	94
Developing World	440
Industrialized World	13
World	400

#### Lifetime risk of maternal death (1 in :)

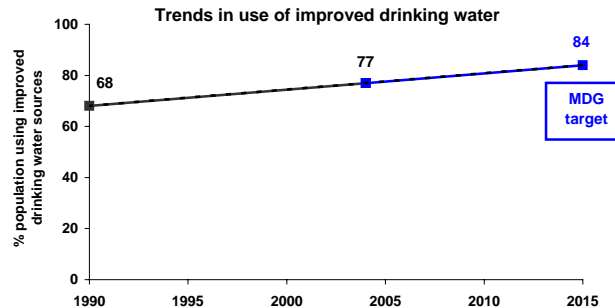
AZERBAIJAN	520
Developing World	61
Industrialized World	4000
World	74

### MDG 6: HIV/AIDS & MALARIA "NOT AVAILABLE"

### MDG 6: HIV/AIDS & MALARIA



### MDG 7: WATER & SANITATION "ON TRACK"



### MDG 7: WATER & SANITATION "INSUFFICIENT DATA TO ASSESS PROGRESS"

(See pages 2 & 3 for specific data sources)

# AZERBAIJAN

## PROGRESS TOWARD THE MILLENNIUM DEVELOPMENT GOALS

GOAL	TARGET	MEASURE OF TARGET	1990		2004		Target	Actual	Required	SUMMARY	SOURCES
			1990	2004	2015	AARC*	AARC*				
MDG 1	NUTRITION	Halve between 1990 and 2015 the proportion of people who suffer from hunger	10 (1996)	7 (2001)	NA	2.0%	2.8%			<b>MAKING PROGRESS BUT INSUFFICIENT</b>	Health and Nutrition Survey 1996; MICS 2000 (Reanalyzed by UNICEF HQ); RHS 2001; UNICEF Progress for Children May 2006
MDG 2	EDUCATION	Ensure that by 2015 children everywhere, boys and girls alike, will be able to complete a full course of primary schooling	Net enrolment ratio in primary school (total)**		79.9 (2001)	80.2 (2005)	100	0.06%	1.44%	<b>NOT ON TRACK</b>	UNICEF Progress for Children April 2005
			Net enrolment ratio in primary school (boys)**		80.6 (2001)	80.6 (2005)	100	0.00%	1.39%		UNICEF Progress for Children April 2005
			Net enrolment ratio in primary school (girls)**		79.2 (2001)	79.7 (2005)	100	0.12%	1.49%		UNICEF Progress for Children April 2005
MDG 3	GENDER EQUALITY	Eliminate gender disparity in primary and secondary education, preferably by 2005, and in all levels by 2015	Gross enrolment ratio in primary school, gender parity index		NA	0.98 (2000-05)	NA	NA	NA	<b>ON TRACK</b> (On track = GPI is between 0.96 and 1.04 inclusive)	UNESCO/UNICEF joint estimates available in SOWC2007 (forthcoming)
			Gross enrolment ratio in secondary school, gender parity index		NA	0.98 (2000-05)	NA	NA	NA	<b>ON TRACK</b> (On track = GPI is between 0.96 and 1.04 inclusive)	UNESCO/UNICEF joint estimates available in SOWC2007 (forthcoming)
MDG 4	CHILD MORTALITY	Reduce by two-thirds, between 1990 and 2015, the under five mortality rate	Under five mortality rate	105	90	35	NA	8.6%		<b>NOT ON TRACK</b>	UNICEF/WHO/World Bank/ UNPD joint estimates
			<b>AZERBAIJAN</b>	<b>DEVELOPING WORLD</b>	<b>INDUSTRIALIZED WORLD</b>	<b>WORLD</b>					
MDG 5	MATERNAL MORTALITY	Reduce by three-quarters, between 1990 and 2015, the maternal mortality ratio	Maternal mortality ratio (adjusted):		94 (2000)	440 (2000)	13 (2000)	400 (2000)		<b>LOW</b> (Latest estimate < 100)	UNICEF/WHO/UNFPA adjusted estimates of maternal mortality in "Maternal Mortality in 2000: Estimates Developed by WHO/UNICEF/UNFPA"
			Lifetime risk of maternal death (1 in : )		520 (2000)	61 (2000)	4000 (2000)	74 (2000)		<b>LOW</b>	UNICEF/WHO/UNFPA adjusted estimates of maternal mortality in "Maternal Mortality in 2000: Estimates Developed by WHO/UNICEF/UNFPA"
			<b>MEASURE OF TARGET</b>	<b>1990</b>	<b>2004</b>	<b>Target</b>	<b>Actual</b>	<b>Required</b>			
MDG 6	HIV/AIDS & MALARIA	Have halted and begun to reverse the spread of HIV/AIDS	HIV prevalence rate among young pregnant women aged 15-24 years (in capital city)	NA	NA	NA	NA	NA			Ministry of Health
		Have halted and begun to reverse the incidence of malaria and other major diseases	<b>Incidence estimates not available (see page 3 for key malaria indicators for MDG monitoring)</b>								
MDG 7	WATER & SANITATION	Halve by 2015 the proportion of people without sustainable access to safe drinking water and basic sanitation	% population using improved drinking water sources	68	77	84	NA	NA		<b>ON TRACK</b>	UNICEF/WHO Joint Monitoring Programme (JMP) and UNICEF Progress for Children September 2006 (forthcoming)
		Halve by 2015 the proportion of people without sustainable access to safe drinking water and basic sanitation	% population using improved sanitation facilities	NA	54	75	NA	NA		<b>INSUFFICIENT DATA TO ASSESS PROGRESS</b>	UNICEF/WHO Joint Monitoring Programme (JMP) and UNICEF Progress for Children September 2006 (forthcoming)

\* AARC = average annual rate of change

\*\* In some countries the net attendance ratio in primary school is used instead.

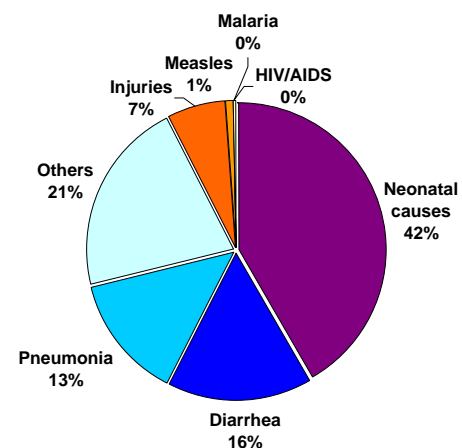
# AZERBAIJAN

## OTHER KEY MEASURES OF CHILD WELL-BEING

AREA	SUB-AREA	KEY INDICATOR	YEAR & SOURCE	AZERBAIJAN ESTIMATE	CEE/CIS AVERAGE
NUTRITION	VITAMIN A SUPPLEMENTATION	Vitamin A supplementation coverage rate (6-59 months)	UNICEF HQ 2004	14	NA
	EXCLUSIVE BREASTFEEDING	% children who are exclusively breastfed (first 6 months of life)	MICS 2000 Reanalyzed by UNICEF HQ	7	22
	IODIZED SALT CONSUMPTION	% households consuming adequately iodized salt (15 parts per million or more)	MICS 2000 Reanalyzed by UNICEF HQ	26	50
	LOW BIRTH WEIGHT	% infants with low birth weight	RHS 2001	12	9
HEALTH	PNEUMONIA	% under fives with pneumonia taken to an appropriate health care provider	MICS 2000 Reanalyzed by UNICEF HQ	36	50
	DIARRHEA	% under fives with diarrhea receiving ORT and continued feeding	MICS 2000 Reanalyzed by UNICEF HQ	40	25
	MALARIA	% under fives with fever receiving antimalarial drugs	MICS 2000 Reanalyzed by UNICEF HQ	1	NA
		% under fives sleeping under an ITN	MICS 2000 Reanalyzed by UNICEF HQ	1	NA
HIV/AIDS	PREVALENCE	Estimated adult HIV prevalence rate (15-49 years)	UNAIDS end-2005	0.1	0.6
	PMTCT	% HIV-positive pregnant women receiving ARVs to prevent infant HIV infection	NA	NA	NA
	KNOWLEDGE	% of young people who have comprehensive knowledge of HIV	MICS 2000	2 (female)	NA
	CONDOM USE	% of young people who used a condom at last high-risk sex	NA	NA	NA
IMMUNIZATION	MEASLES	% one year old children immunized against measles	WHO & UNICEF 2004	98	93
	DPT3	% one year old children immunized with 3 doses of DPT	WHO & UNICEF 2004	96	93
MATERNAL & NEWBORN CARE	SKILLED ATTENDANT AT DELIVERY	% births attended by skilled health personnel (doctor, nurse, midwife)	RHS 2001	88	93
	ANTENATAL CARE	% women aged 15-49 years attended at least once during pregnancy by skilled health personnel (doctor, nurse or midwife)	RHS 2001	70	87
	CONTRACEPTIVE PREVALENCE	% women in union aged 15-49 currently using contraception	RHS 2001	55	65
CHILD PROTECTION	BIRTH REGISTRATION	% children under five that were registered at the moment of survey	SSC-SR 2003	97	NA
	FEMALE GENITAL MUTILATION	% women 15-49 years of age who have been mutilated/cut	NA	NA	NA
	CHILD LABOR	% children aged 5-14 years involved in labor activities at the moment of survey	MICS 2000	11	NA
	CHILD MARRIAGE	% women 20-24 years of age that were married or in union before they were 18 years old	NA	NA	NA

DEMOGRAPHY (2004)			
Total population	8,355,000	Total under five population	607,000
Under five mortality rate	90	Under five mortality rank	51
Total births	132,000	Total under five deaths	12,000

CAUSES OF UNDER FIVE DEATHS, CEE/CIS REGION (2004)



Source: UNICEF, The State of the World's Children 2007 (forthcoming); [www.childinfo.org](http://www.childinfo.org)