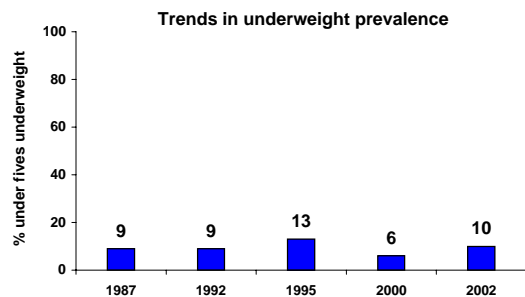


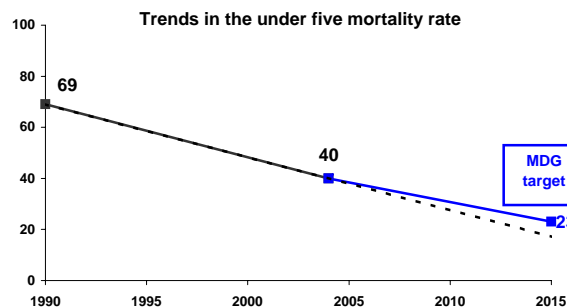
ALGERIA

PROGRESS TOWARD THE MILLENNIUM DEVELOPMENT GOALS

MDG 1: NUTRITION "MAKING PROGRESS BUT INSUFFICIENT"

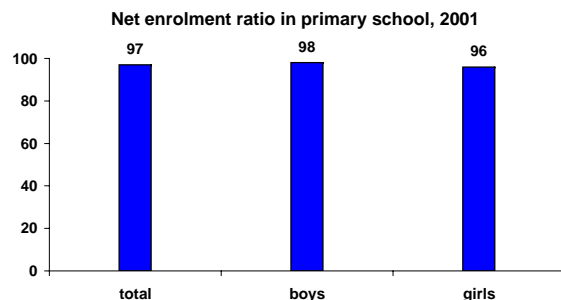


MDG 4: CHILD MORTALITY "ON TRACK"



MDG 6: HIV/AIDS & MALARIA "NOT AVAILABLE"

MDG 2: EDUCATION "HIGH COVERAGE, 2001. NO RECENT DATA TO ASSESS PROGRESS"



MDG 5: MATERNAL MORTALITY "MODERATE"

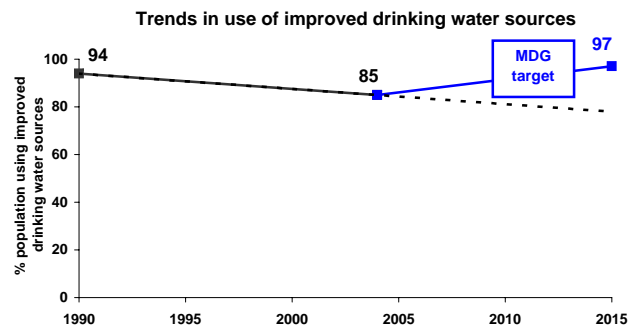
Maternal Mortality Ratio (adjusted)

ALGERIA	140
Developing World	440
Industrialized World	13
World	400

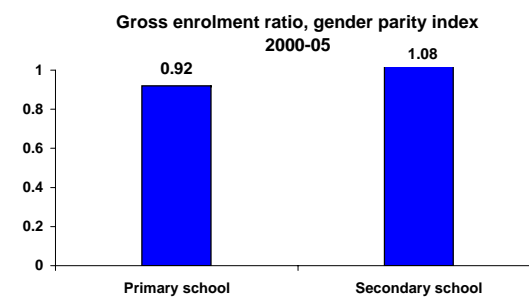
Lifetime risk of maternal death (1 in :)

ALGERIA	190
Developing World	61
Industrialized World	4000
World	74

MDG 7: WATER & SANITATION "NOT ON TRACK"

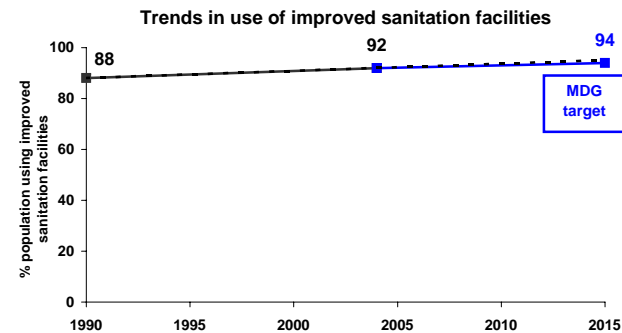


MDG 3: GENDER EQUALITY "NOT ON TRACK"



MDG 6: HIV/AIDS & MALARIA "NOT AVAILABLE"

MDG 7: WATER & SANITATION "ON TRACK"



ALGERIA

PROGRESS TOWARD THE MILLENNIUM DEVELOPMENT GOALS

GOAL	TARGET	MEASURE OF TARGET	1990	2004	Target 2015	Actual AARC*	Required AARC*	SUMMARY	SOURCES	
MDG 1	NUTRITION	Halve between 1990 and 2015 the proportion of people who suffer from hunger	9 (1987)	10 (2002)	NA	0.8%	2.8%	MAKING PROGRESS BUT INSUFFICIENT	Enquête Epidémiologique sur la Malnutrition Proteino-Energetique en 1987 (age-adjusted); PAPCHILD 1992; MICS 1995 and 2000; Enquête Algérienne sur la Santé de la Famille 2002; UNICEF Progress for Children May 2006	
MDG 2	EDUCATION	Ensure that by 2015 children everywhere, boys and girls alike, will be able to complete a full course of primary schooling								
		Net enrolment ratio in primary school (total)**	96.9 (2001)	NA	100	NA	0.22%	HIGH COVERAGE IN 2001. NO RECENT DATA TO ASSESS PROGRESS	UNICEF Progress for Children April 2005	
		Net enrolment ratio in primary school (boys)**	98.0 (2001)	NA	100	NA	0.14%		UNICEF Progress for Children April 2005	
		Net enrolment ratio in primary school (girls)**	95.7 (2001)	NA	100	NA	0.31%		UNICEF Progress for Children April 2005	
MDG 3	GENDER EQUALITY	Eliminate gender disparity in primary and secondary education, preferably by 2005, and in all levels by 2015								
		Gross enrolment ratio in primary school, gender parity index	NA	0.92 (2000-05)	1.00	NA	NA	NOT ON TRACK (On track = GPI is between 0.96 and 1.04 inclusive)	UNESCO estimates available in SOWC2007	
		Gross enrolment ratio in secondary school, gender parity index	NA	1.08 (2000-05)	1.00	NA	NA	NOT ON TRACK (On track = GPI is between 0.96 and 1.04 inclusive)	UNESCO estimates available in SOWC2007	
MDG 4	CHILD MORTALITY	Reduce by two-thirds, between 1990 and 2015, the under five mortality rate	Under five mortality rate	69	40	23	NA	5.0%	ON TRACK	UNICEF/WHO/World Bank/ UNPD joint estimates
			ALGERIA	DEVELOPING WORLD	INDUSTRIALIZED WORLD	WORLD				
MDG 5	MATERNAL MORTALITY	Reduce by three-quarters, between 1990 and 2015, the maternal mortality ratio								
		Maternal mortality ratio:	140 (2000)	440 (2000)	13 (2000)	400 (2000)	MODERATE (Latest estimate between 100 and 299)	UNICEF/WHO/UNFPA adjusted estimates of maternal mortality in "Maternal Mortality in 2000: Estimates Developed by WHO/UNICEF/UNFPA"		
		Lifetime risk of maternal death (1 in :)	190 (2000)	61 (2000)	4000 (2000)	74 (2000)	MODERATE	UNICEF/WHO/UNFPA adjusted estimates of maternal mortality in "Maternal Mortality in 2000: Estimates Developed by WHO/UNICEF/UNFPA"		
			MEASURE OF TARGET	1990	2004	Target 2015	Actual AARC*	Required AARC*		
MDG 6	HIV/AIDS & MALARIA	Have halted and begun to reverse the spread of HIV/AIDS	HIV prevalence rate among young pregnant women aged 15-24 years (in capital city)	NA	NA	NA	NA	NA		Ministry of Health
		Have halted and begun to reverse the incidence of malaria and other major diseases	Incidence estimates not available (see page 3 for key malaria indicators for MDG monitoring)							
MDG 7	WATER & SANITATION	Halve by 2015 the proportion of people without sustainable access to safe drinking water and basic sanitation	% population using improved drinking water sources	94	85	97	NA	NA	NOT ON TRACK	UNICEF/WHO Joint Monitoring Programme (JMP), and UNICEF Progress for Children September 2006
		Halve by 2015 the proportion of people without sustainable access to safe drinking water and basic sanitation	% population using improved sanitation facilities	88	92	94	NA	NA	ON TRACK	UNICEF/WHO Joint Monitoring Programme (JMP), and UNICEF Progress for Children September 2006

* AARC = average annual rate of change

** In some countries the net attendance ratio in primary school is used instead.

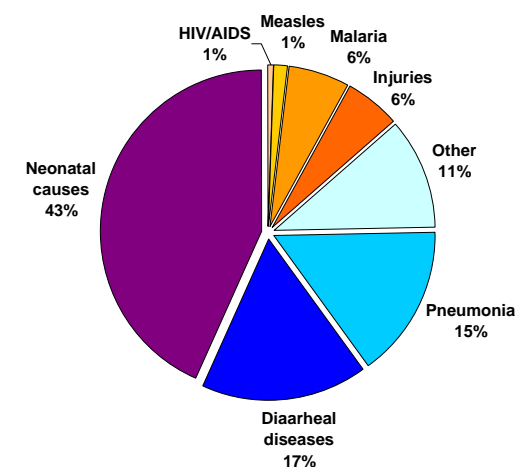
ALGERIA

OTHER KEY INDICATORS OF CHILD WELL-BEING

AREA	SUB-AREA	KEY INDICATOR	YEAR & SOURCE	ALGERIA ESTIMATE	MENA AVERAGE
NUTRITION	VITAMIN A SUPPLEMENTATION	Vitamin A supplementation coverage rate (6-59 months)	NA	NA	NA
	EXCLUSIVE BREASTFEEDING	% infants who are exclusively breastfed (first 6 months of life)	MICS 2000	13	30
	IODIZED SALT CONSUMPTION	% households consuming adequately iodized salt (15 parts per million or more)	MICS 2000	69	65
	LOW BIRTH WEIGHT	% infants with low birth weight	National Report on Follow Up to World Summit for Children 2000	7	15
HEALTH	PNEUMONIA	% under fives with suspected pneumonia taken to an appropriate health care provider	PAPFAM 2002	52	66
	DIARRHEA	% under fives with diarrhea receiving ORT and continued feeding	NA	NA	39
	MALARIA	% under fives with fever receiving antimalarial drugs	NA	NA	NA
% under fives sleeping under an ITN		NA	NA	NA	
HIV/AIDS	PREVALENCE	Estimated adult HIV prevalence rate (15-49 years)	UNAIDS end-2005	0.1	0.2
	PMTCT	% HIV-positive pregnant women receiving ARVs to prevent infant HIV infection	NA	NA	NA
	KNOWLEDGE	% of young people who have comprehensive knowledge of HIV	NA	NA	NA
	CONDOM USE	% of young people who used a condom at last high-risk sex	NA	NA	NA
IMMUNIZATION	MEASLES	% one year old children immunized against measles	WHO & UNICEF 2005	83	89
	DPT3	% one year old children immunized with 3 doses of DPT	WHO & UNICEF 2005	88	89
MATERNAL & NEWBORN CARE	SKILLED ATTENDANT AT DELIVERY	% births attended by skilled health personnel (doctor, nurse, midwife)	Enquête Algérienne sur la Santé de la Famille 2002	96	76
	ANTENATAL CARE	% women aged 15-49 years attended at least once during pregnancy by skilled health personnel (doctor, nurse or midwife)	PAPFAM 2002	81	70
	CONTRACEPTIVE PREVALENCE	% women in union aged 15-49 currently using contraception	PAPFAM 2002	57	53
CHILD PROTECTION	BIRTH REGISTRATION	% children under five that were registered at the moment of survey	NA	NA	NA
	FEMALE GENITAL MUTILATION	% women 15-49 years of age who have been mutilated/cut	NA	NA	NA
	CHILD LABOR	% children aged 5-14 years involved in labor activities at the moment of survey	NA	NA	10
	CHILD MARRIAGE	% women 20-24 years of age that were married or in union before they were 18 years old	NA	NA	NA

DEMOGRAPHY (2005)			
Total population	32,854,000	Total under five population	3,160,000
Under five mortality rate	39	Under five mortality rank	78
Total births	684,000	Total under five deaths	27,000

CAUSES OF UNDER FIVE DEATHS, MENA REGION (2004)



Source: UNICEF, The State of the World's Children 2007; www.childinfo.org