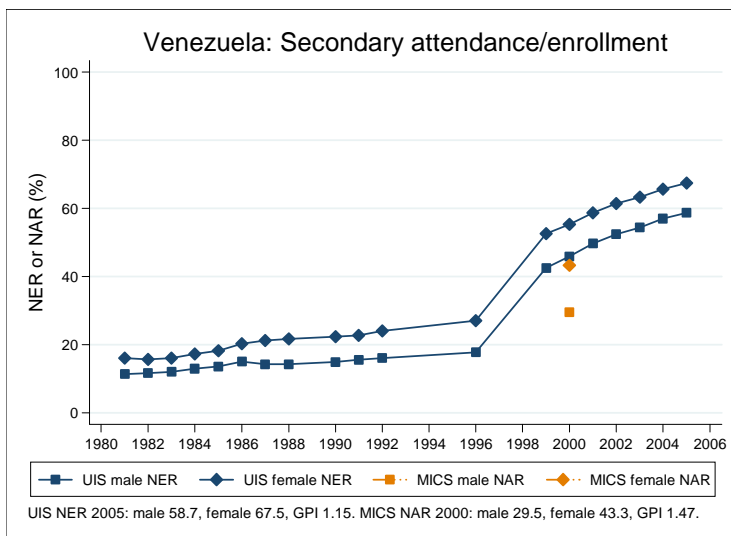
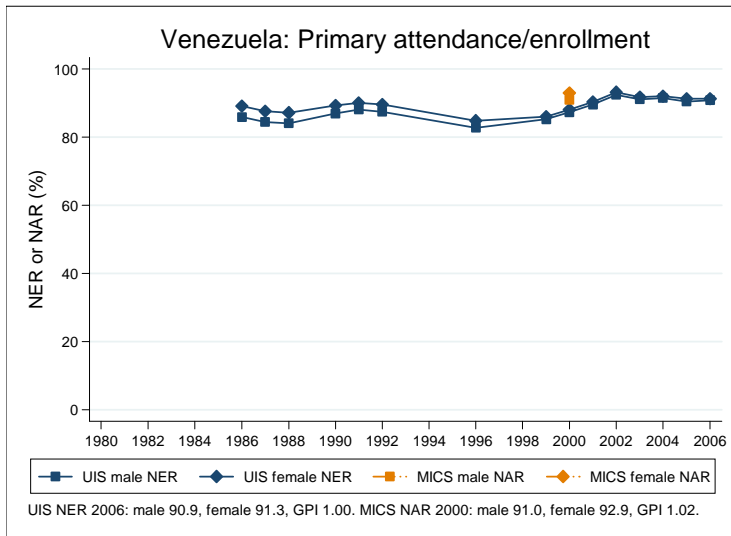
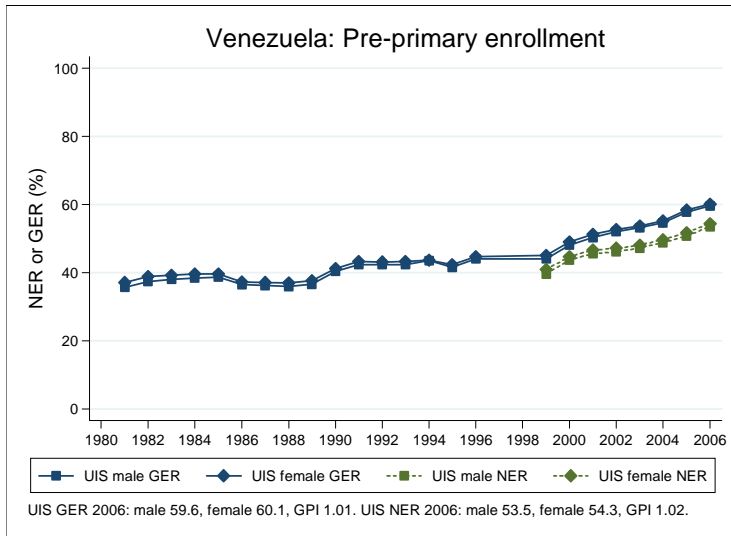
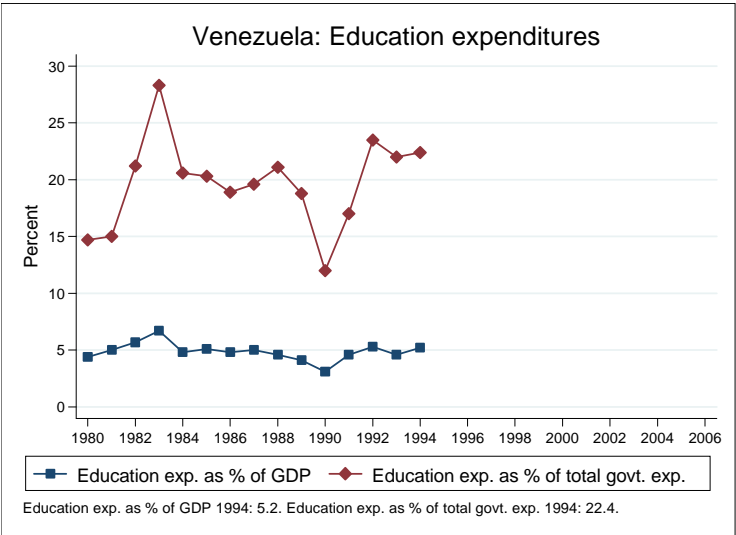
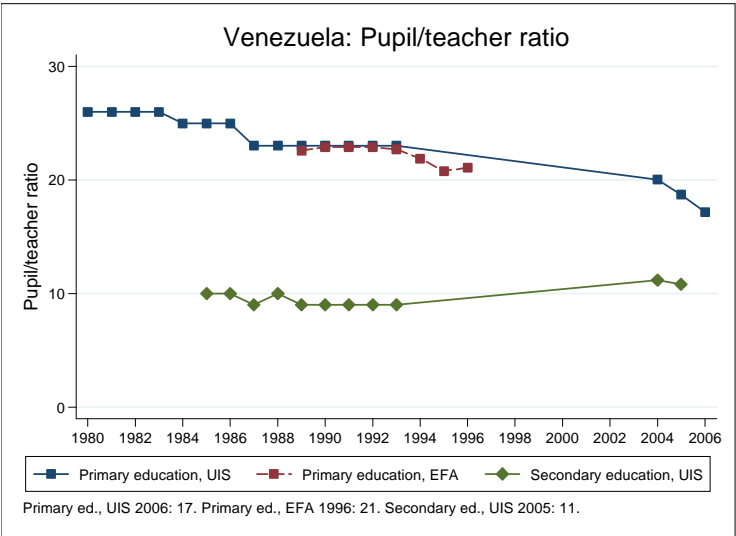
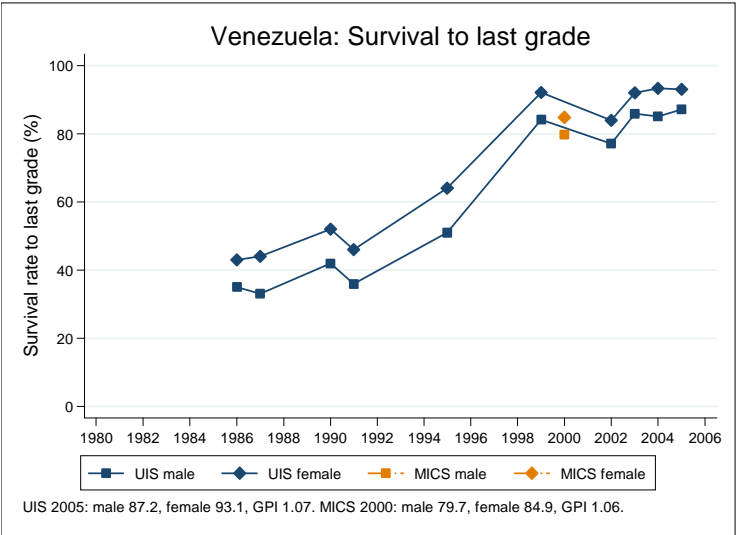


Education statistics: Venezuela

UNICEF, Division of Policy and Practice, Statistics and Monitoring Section, www.childinfo.org, May 2008





Administrative data: UNESCO Institute for Statistics

Venezuela

Population (1,000)	Total	Male	Female
Preschool age, 2006	1690	863	827
Primary school age, 2006	3309	1690	1620
Secondary school age, 2006	2734	1394	1340
Total population, all ages, 2007	27657	13893	13764
Official school age (years)	Entrance age	Graduation age	Duration
Preschool, 2006	3	5	3
Primary school, 2006	6	11	6
Secondary school, 2006	12	16	5
Compulsory education, 2006	6	15	10
Net enrolment ratio (%)	Total	Male	Female
Preschool NER, 2006	53.9	53.5	54.3
Primary school NER, 2006	91.1	90.9	91.3
Secondary school NER, 2005	63.0	58.7	67.5
Gross enrolment ratio (%)	Total	Male	Female
Preschool GER, 2006	59.8	59.6	60.1
Primary school GER, 2006	104.3	105.5	103.1
Secondary school GER, 2005	74.4	70.0	79.0
Entrance and transition (%)	Total	Male	Female
Primary net intake rate, 2006	64.7	64.7	64.8
Primary gross intake rate, 2006	100.9	102.3	99.4
Primary entrants with ECCE, 2006	75.2	74.1	76.3
Transition rate primary-secondary, 2005	98.9	98.9	98.9
Repetition and completion	Total	Male	Female
Primary repetition rate (%), 2006	6.1	7.5	4.6
Secondary repetition rate (%), 2005	7.8	9.5	6.3
Survival rate to grade 5 (%), 2005	92.0	89.7	94.5
Survival rate to last primary grade (%), 2005	90.1	87.2	93.1
Primary completion rate (%), 2006	95.6	92.8	98.5
School life expectancy (years), 2005	10.0	9.8	10.2
Teaching staff	Pupil/teacher ratio	% trained teachers	% female teachers
Preschool, 2006	13.6	85.8	94.0
Primary school, 2006	17.2	83.1	81.2
Secondary school, 2005	10.8	82.5	63.0
Public expenditure per student as % of GDP per capita			
Primary school			
Secondary school			
Total public expenditure on education			
As % of GDP, 1991	4.6		
As % of total government expenditure, 1991	17.0		

Data sources:

Population: United Nations Population Division, *World Population Prospects: The 2006 Revision*, March 2007.

Education: UNESCO Institute for Statistics, Data Centre, <http://stats.uis.unesco.org/unesco/ReportFolders/ReportFolders.aspx>, January 2008.

Survey data: Venezuela 2000 MICS

Venezuela

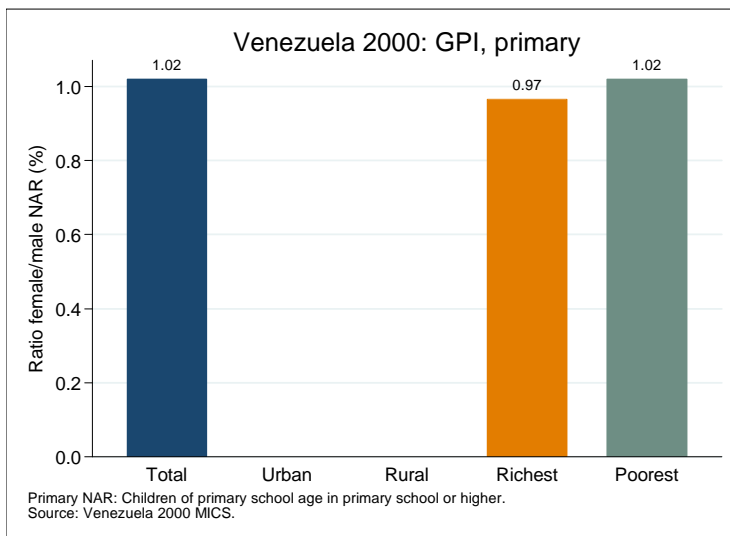
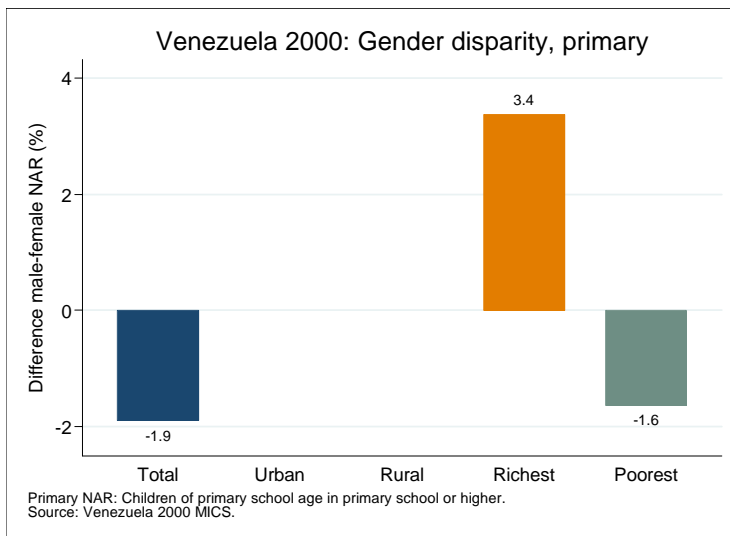
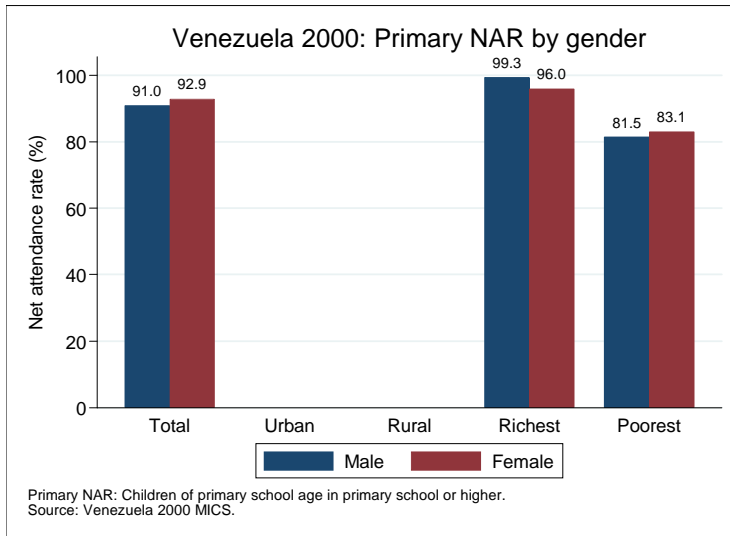
Net attendance rate (%)	Total	Male	Female	Urban	Rural	Richest	Poorest
Primary school NAR	91.9	91.0	92.9			97.7	82.3
Secondary school NAR	36.1	29.5	43.3			65.5	9.0
Gross attendance rate (%)	Total	Male	Female	Urban	Rural	Richest	Poorest
Primary school GAR	101.3	100.8	101.9			106.8	92.6
Secondary school GAR	41.1	35.9	46.8			68.6	9.6
Primary age in school (%)	Total	Male	Female	Urban	Rural	Richest	Poorest
Primary school	90.3	89.2	91.4			95.0	82.2
Secondary school	1.6	1.8	1.5			2.7	0.1
Preschool	1.6	1.5	1.6			0.8	3.0
Non-formal education							
Secondary age in school (%)	Total	Male	Female	Urban	Rural	Richest	Poorest
Secondary school	33.3	27.7	39.5			58.6	9.0
Higher education	2.7	1.8	3.8			6.9	0.0
Primary school	36.9	38.4	35.2			25.5	45.6
Preschool	0.0	0.0	0.0			0.0	0.0
Non-formal education							
Entrance and transition (%)	Total	Male	Female	Urban	Rural	Richest	Poorest
Primary net intake rate	57.5	58.6	56.4			58.6	65.2
Primary gross intake rate	107.0	111.4	102.1			106.7	107.5
Primary entrants with ECCE	91.6	92.0	91.3			99.0	81.9
Transition rate prim.-sec.	89.2	92.5	85.9			91.8	80.6
Repetition and completion (%)	Total	Male	Female	Urban	Rural	Richest	Poorest
Primary repetition rate	5.0	5.7	4.4			3.0	6.1
Primary dropout rate	2.1	2.5	1.7			0.5	5.2
Secondary repetition rate	5.5	7.8	3.9			2.3	22.5
Secondary dropout rate	4.5	4.9	4.2			4.9	0.0
Survival rate to grade 5	96.0	94.1	98.1			100.0	88.0
Survival rate to last prim. grade	82.2	79.7	84.9			95.7	60.1

Primary school NAR: children of primary school age in primary school or higher.

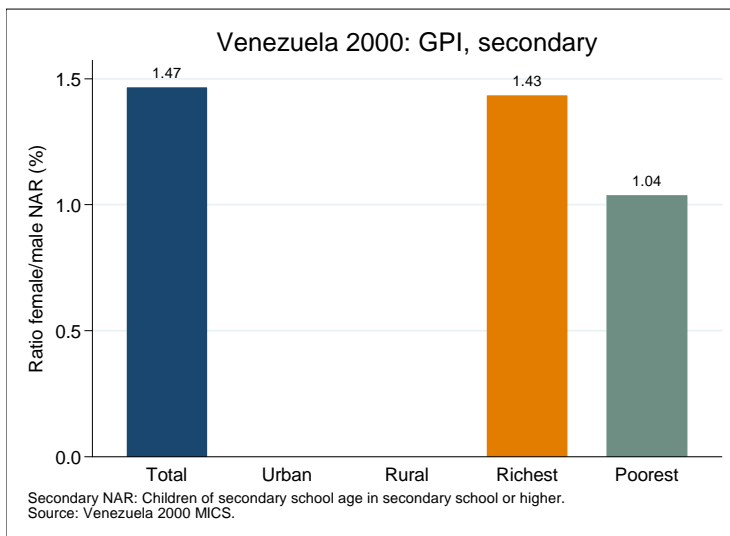
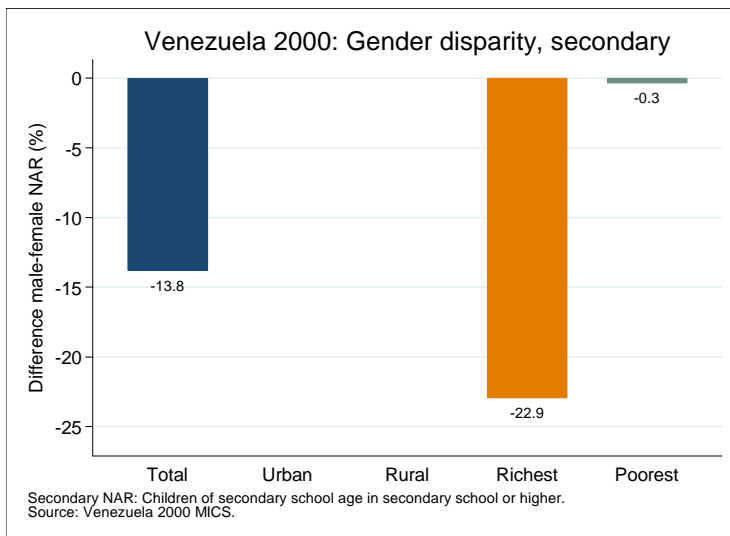
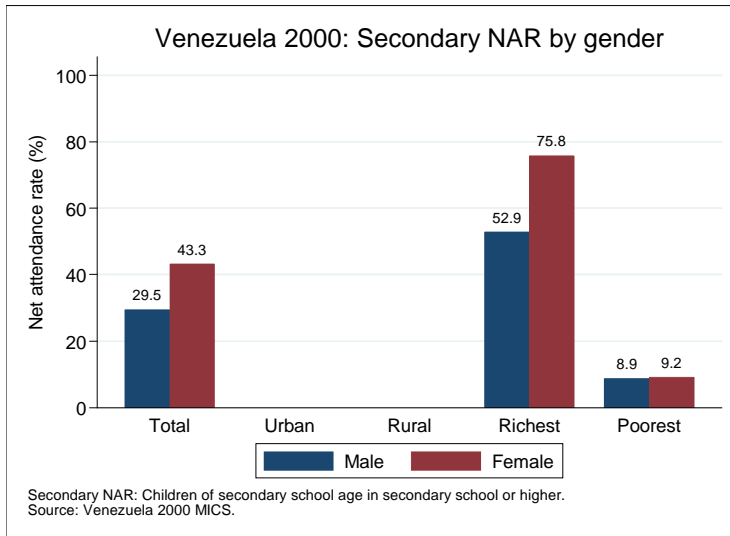
Secondary school NAR: children of secondary school age in secondary school or higher.

Data source: Venezuela 2000 MICS.

Gender disparity in primary school (survey data)



Gender disparity in secondary school (survey data)



Projections to 2015

