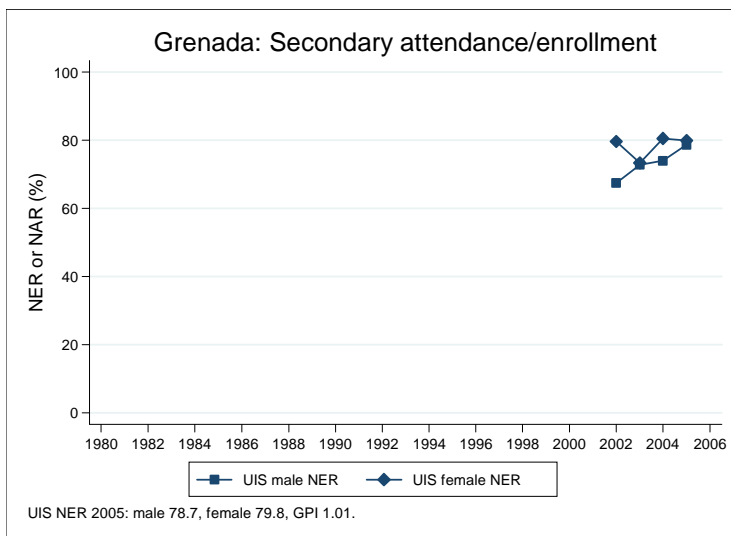
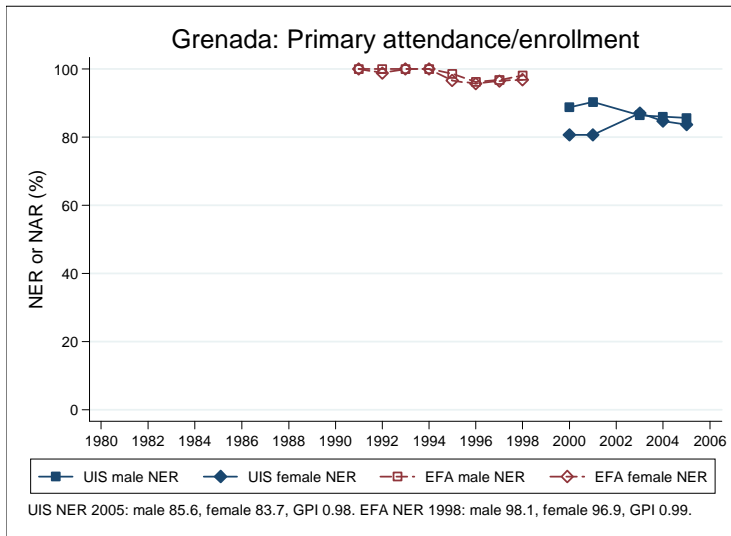
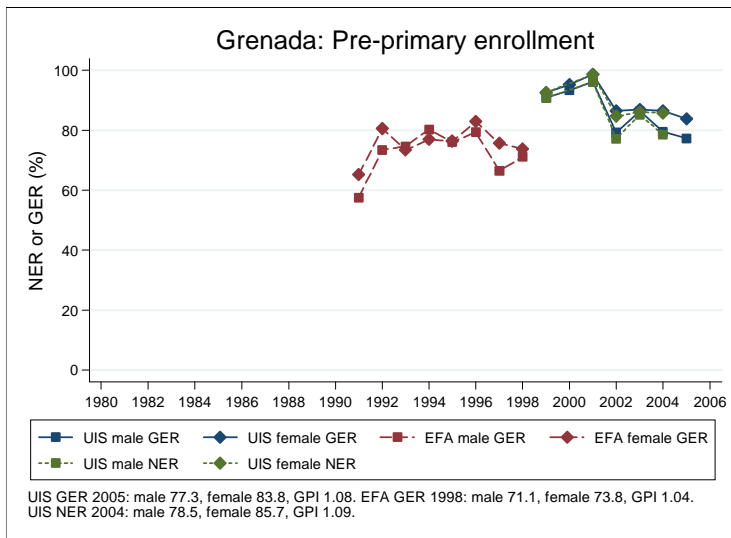
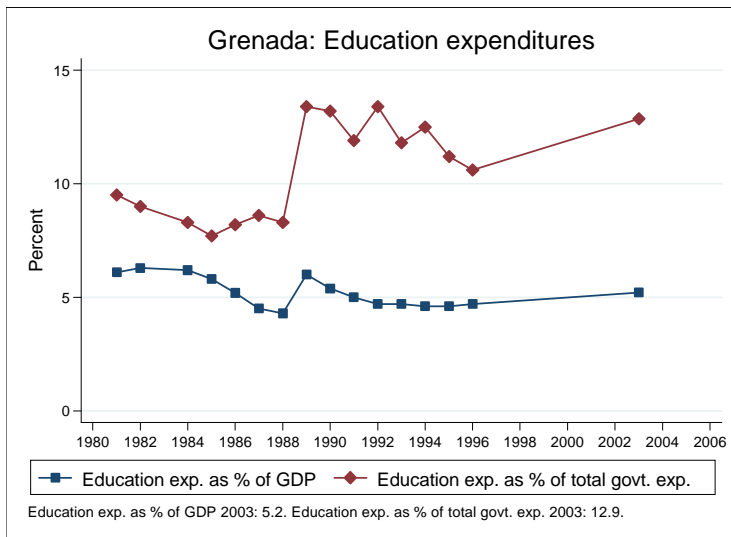
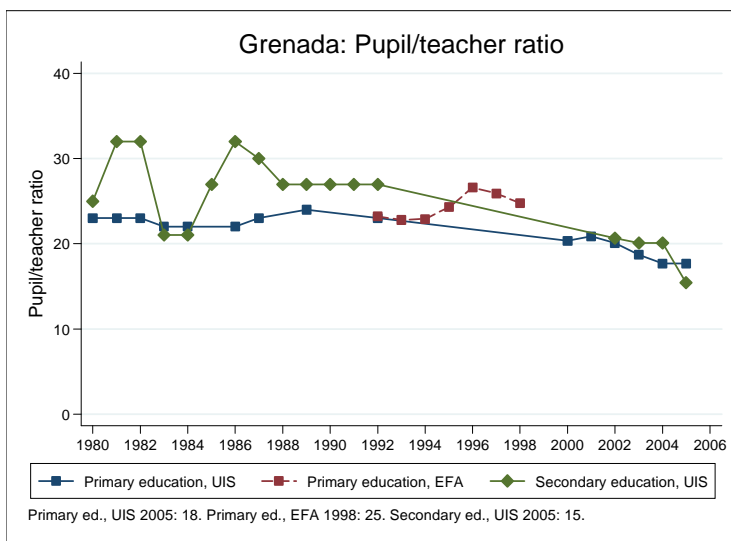
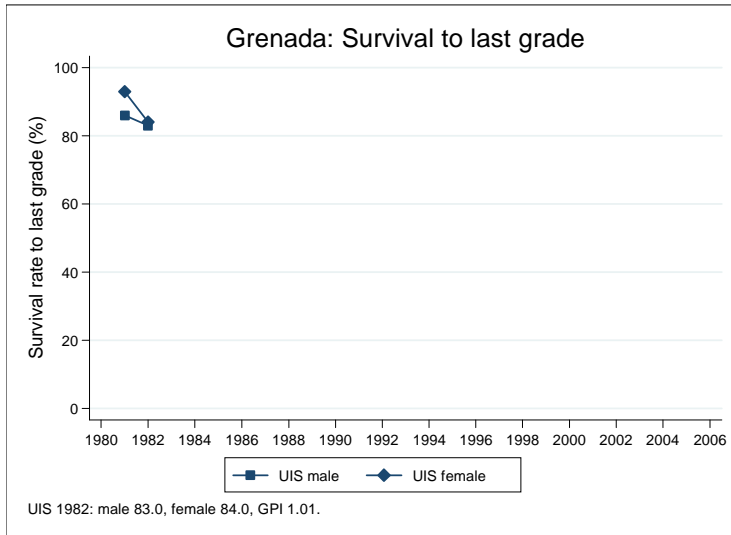


## Education statistics: Grenada

UNICEF, Division of Policy and Practice, Statistics and Monitoring Section, www.childinfo.org, May 2008





## Administrative data: UNESCO Institute for Statistics

### Grenada

<b>Population (1,000)</b>	<b>Total</b>	<b>Male</b>	<b>Female</b>
Preschool age, 2006	4	2	2
Primary school age, 2006	17	9	9
Secondary school age, 2006	13	7	7
Total population, all ages, 2007	106	52	54
<b>Official school age (years)</b>	<b>Entrance age</b>	<b>Graduation age</b>	<b>Duration</b>
Preschool, 2005	3	4	2
Primary school, 2005	5	11	7
Secondary school, 2005	12	16	5
Compulsory education, 2005	5	16	12
<b>Net enrolment ratio (%)</b>	<b>Total</b>	<b>Male</b>	<b>Female</b>
Preschool NER, 2004	82.1	78.5	85.7
Primary school NER, 2005	84.6	85.6	83.7
Secondary school NER, 2005	79.3	78.7	79.8
<b>Gross enrolment ratio (%)</b>	<b>Total</b>	<b>Male</b>	<b>Female</b>
Preschool GER, 2005	80.5	77.3	83.8
Primary school GER, 2005	93.7	96.1	91.4
Secondary school GER, 2005	100.7	99.3	102.1
<b>Entrance and transition (%)</b>	<b>Total</b>	<b>Male</b>	<b>Female</b>
Primary net intake rate, 2003	64.9	64.8	64.9
Primary gross intake rate, 2005	100.5	102.6	98.4
Primary entrants with ECCE			
Transition rate primary-secondary			
<b>Repetition and completion</b>	<b>Total</b>	<b>Male</b>	<b>Female</b>
Primary repetition rate (%), 2005	3.4	4.1	2.8
Secondary repetition rate (%), 2005	4.5	6.0	3.1
Survival rate to grade 5 (%), 2002	79.0	73.0	85.4
Survival rate to last primary grade (%), 2002	82.6		
Primary completion rate (%), 2005	94.7	95.6	93.9
School life expectancy (years), 2005	11.7	11.8	11.6
<b>Teaching staff</b>	<b>Pupil/teacher ratio</b>	<b>% trained teachers</b>	<b>% female teachers</b>
Preschool, 2005	10.3	32.5	99.4
Primary school, 2005	17.7	67.1	76.5
Secondary school, 2005	15.4	35.3	59.1
<b>Public expenditure per student as % of GDP per capita</b>			
Primary school, 2003	11.8		
Secondary school, 2003	13.0		
<b>Total public expenditure on education</b>			
As % of GDP, 2003	5.2		
As % of total government expenditure, 2003	12.9		

#### Data sources:

*Population:* United Nations Population Division, *World Population Prospects: The 2006 Revision*, March 2007.

*Education:* UNESCO Institute for Statistics, Data Centre, <http://stats.uis.unesco.org/unesco/ReportFolders/ReportFolders.aspx>, January 2008.