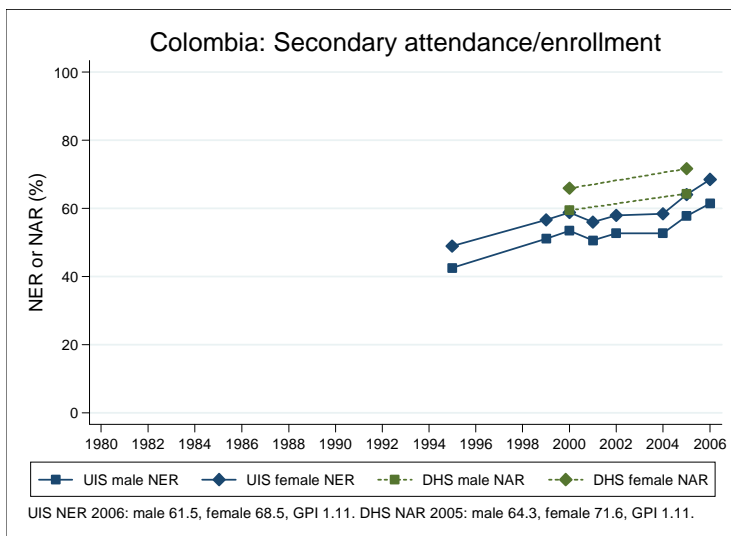
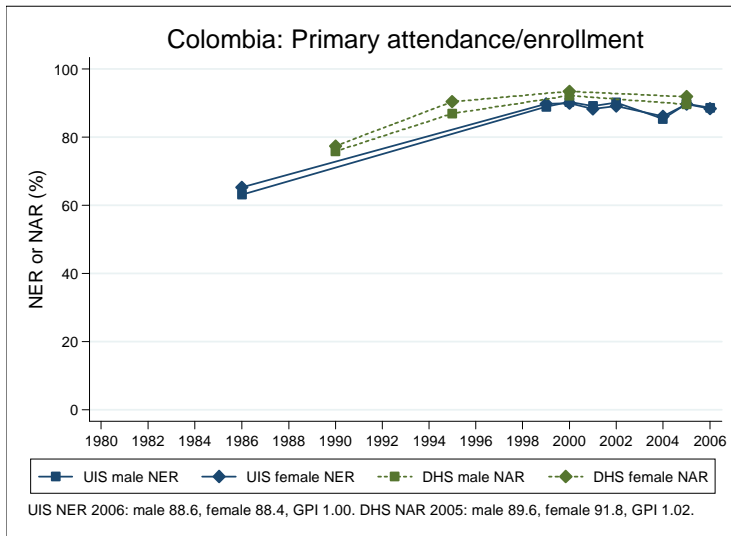
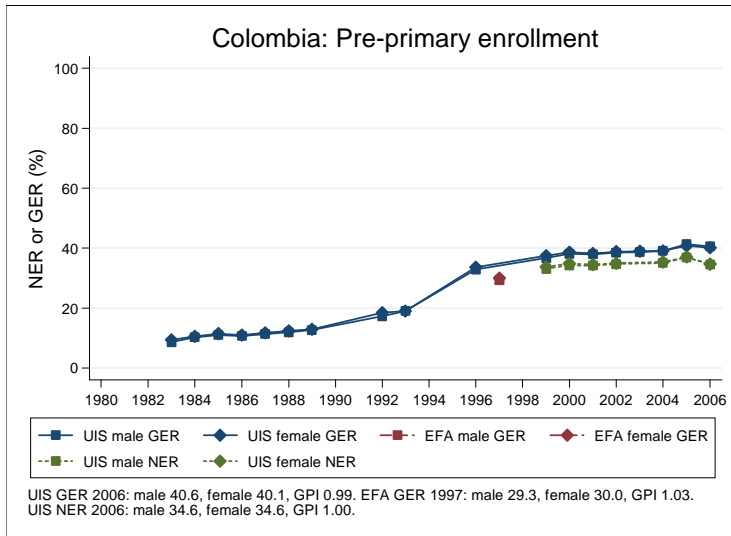
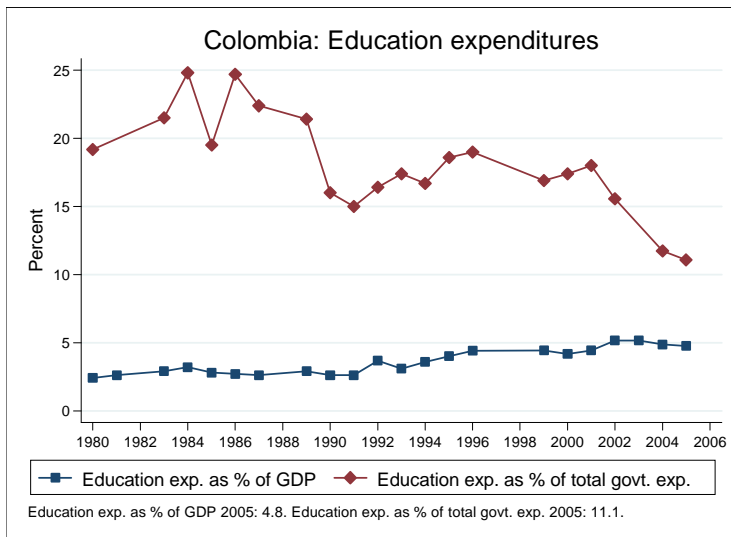
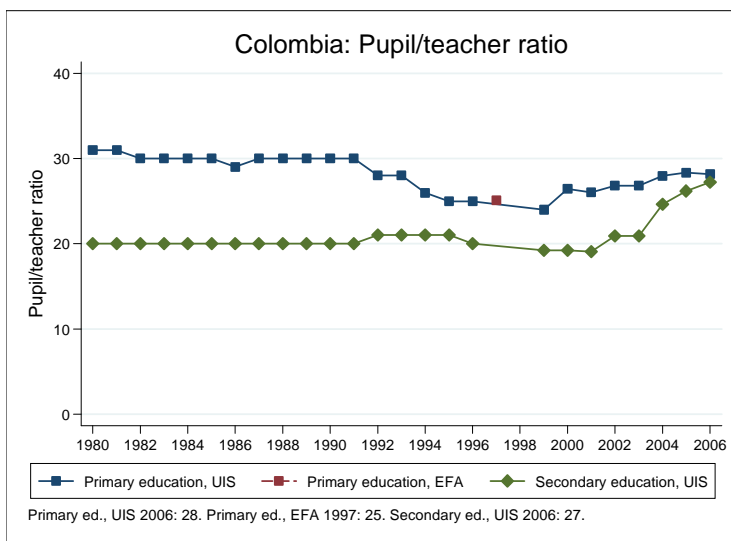
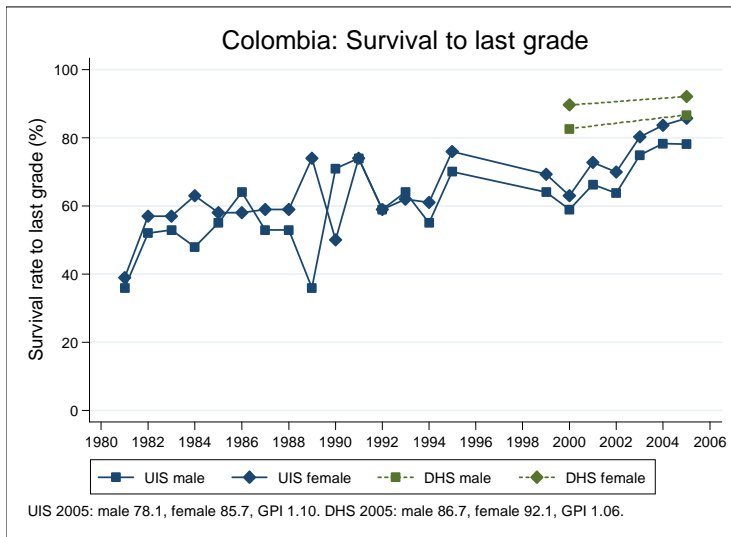


Education statistics: Colombia

UNICEF, Division of Policy and Practice, Statistics and Monitoring Section, www.childinfo.org, May 2008





Administrative data: UNESCO Institute for Statistics

Colombia

Population (1,000)	Total	Male	Female
Preschool age, 2006	2685	1370	1315
Primary school age, 2006	4568	2330	2238
Secondary school age, 2006	5453	2778	2675
Total population, all ages, 2007	46156	22716	23440
Official school age (years)	Entrance age	Graduation age	Duration
Preschool, 2006	3	5	3
Primary school, 2006	6	10	5
Secondary school, 2006	11	16	6
Compulsory education, 2006	5	14	10
Net enrolment ratio (%)	Total	Male	Female
Preschool NER, 2006	34.6	34.6	34.6
Primary school NER, 2006	88.5	88.6	88.4
Secondary school NER, 2006	64.9	61.5	68.5
Gross enrolment ratio (%)	Total	Male	Female
Preschool GER, 2006	40.4	40.6	40.1
Primary school GER, 2006	116.0	116.8	115.1
Secondary school GER, 2006	82.2	78.0	86.6
Entrance and transition (%)	Total	Male	Female
Primary net intake rate, 2001	59.2	60.5	57.8
Primary gross intake rate, 2006	124.8	126.8	122.7
Primary entrants with ECCE			
Transition rate primary-secondary, 2005	99.3	98.7	100.0
Repetition and completion	Total	Male	Female
Primary repetition rate (%), 2006	3.8	4.4	3.3
Secondary repetition rate (%), 2006	2.8	3.5	2.2
Survival rate to grade 5 (%), 2005	81.7	78.1	85.7
Survival rate to last primary grade (%), 2005	81.7	78.1	85.7
Primary completion rate (%), 2006	105.2	103.4	107.1
School life expectancy (years), 2006	10.8	10.6	11.0
Teaching staff	Pupil/teacher ratio	% trained teachers	% female teachers
Preschool, 2006	21.8		95.7
Primary school, 2006	28.2		76.5
Secondary school, 2006	27.2		51.6
Public expenditure per student as % of GDP per capita			
Primary school, 2005	19.2		
Secondary school, 2005	18.0		
Total public expenditure on education			
As % of GDP, 2005	4.8		
As % of total government expenditure, 2005	11.1		

Data sources:

Population: United Nations Population Division, *World Population Prospects: The 2006 Revision*, March 2007.

Education: UNESCO Institute for Statistics, Data Centre, <http://stats.uis.unesco.org/unesco/ReportFolders/ReportFolders.aspx>, January 2008.

Survey data: Colombia 2004-05 DHS

Colombia

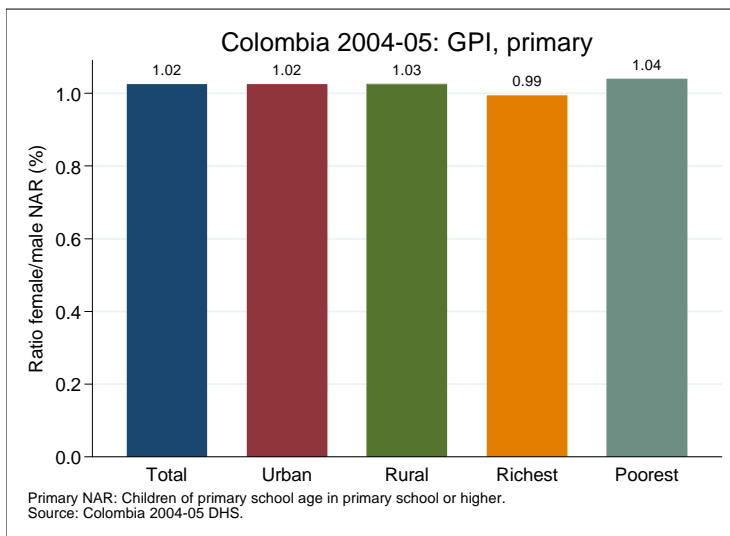
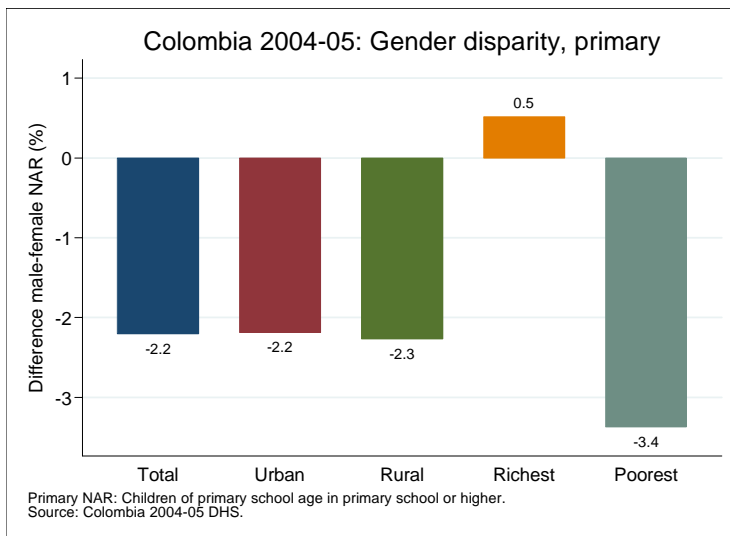
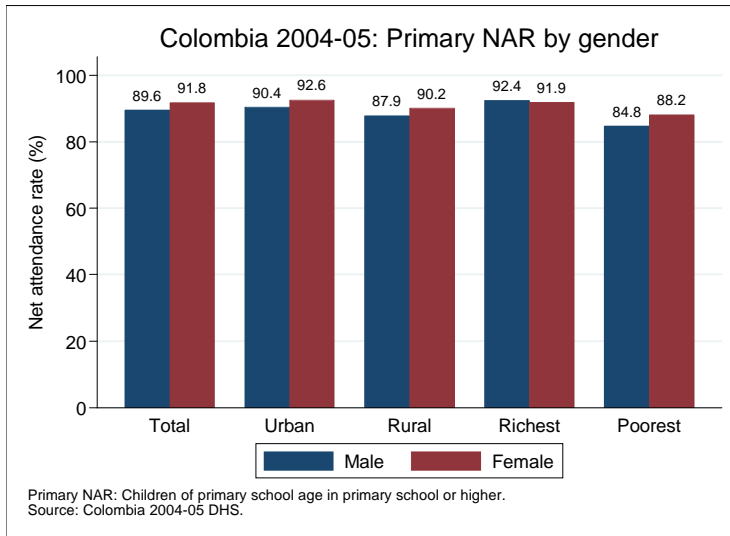
Net attendance rate (%)	Total	Male	Female	Urban	Rural	Richest	Poorest
Primary school NAR	90.7	89.6	91.8	91.5	89.0	92.2	86.5
Secondary school NAR	67.9	64.3	71.6	76.2	48.3	88.0	39.7
Gross attendance rate (%)	Total	Male	Female	Urban	Rural	Richest	Poorest
Primary school GAR	111.9	113.4	110.2	107.6	121.2	99.2	126.7
Secondary school GAR	84.2	81.6	86.9	93.4	62.2	104.5	52.9
Primary age in school (%)	Total	Male	Female	Urban	Rural	Richest	Poorest
Primary school	88.2	87.3	89.1	88.6	87.3	88.7	85.3
Secondary school	2.5	2.3	2.7	2.9	1.8	3.3	1.2
Preschool	4.6	4.8	4.4	4.6	4.5	5.9	5.4
Non-formal education							
Secondary age in school (%)	Total	Male	Female	Urban	Rural	Richest	Poorest
Secondary school	67.5	64.0	71.0	75.6	48.2	86.7	39.7
Higher education	0.5	0.3	0.6	0.6	0.1	1.4	0.1
Primary school	19.2	21.2	17.1	15.0	29.0	7.9	34.8
Preschool	0.0	0.1	0.0	0.0	0.1	0.0	0.1
Non-formal education							
Entrance and transition (%)	Total	Male	Female	Urban	Rural	Richest	Poorest
Primary net intake rate	53.4	51.7	55.2	53.5	53.2	52.0	47.1
Primary gross intake rate	95.4	101.0	89.8	89.3	107.8	80.4	117.4
Primary entrants with ECCE	85.8	85.0	86.6	90.9	77.1	98.7	72.6
Transition rate prim.-sec.	90.7	90.0	91.4	94.5	81.0	98.3	78.1
Repetition and completion (%)	Total	Male	Female	Urban	Rural	Richest	Poorest
Primary repetition rate	5.1	5.6	4.5	3.8	7.7	1.4	8.4
Primary dropout rate	3.5	4.1	2.8	2.4	5.8	0.5	6.8
Secondary repetition rate	3.4	4.7	2.2	3.5	3.3	2.4	4.1
Secondary dropout rate	13.0	12.7	13.2	12.8	13.6	9.1	14.8
Survival rate to grade 5	89.3	86.7	92.1	91.7	84.4	98.7	80.5
Survival rate to last prim. grade	89.3	86.7	92.1	91.7	84.4	98.7	80.5

Primary school NAR: children of primary school age in primary school or higher.

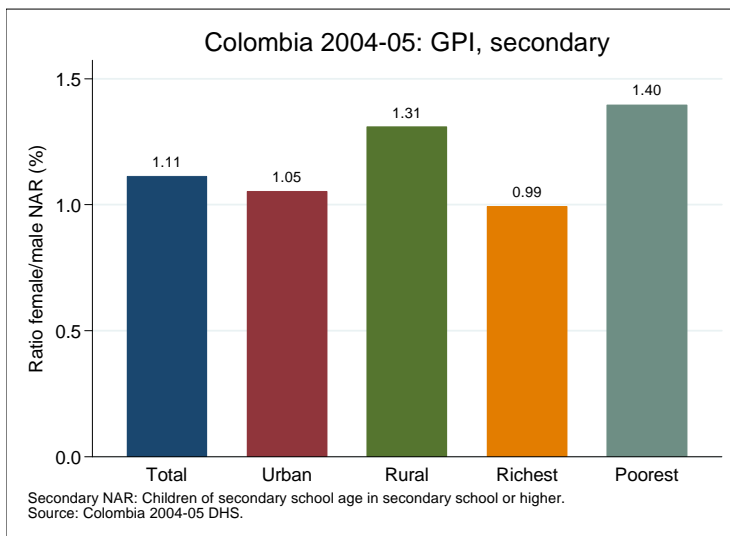
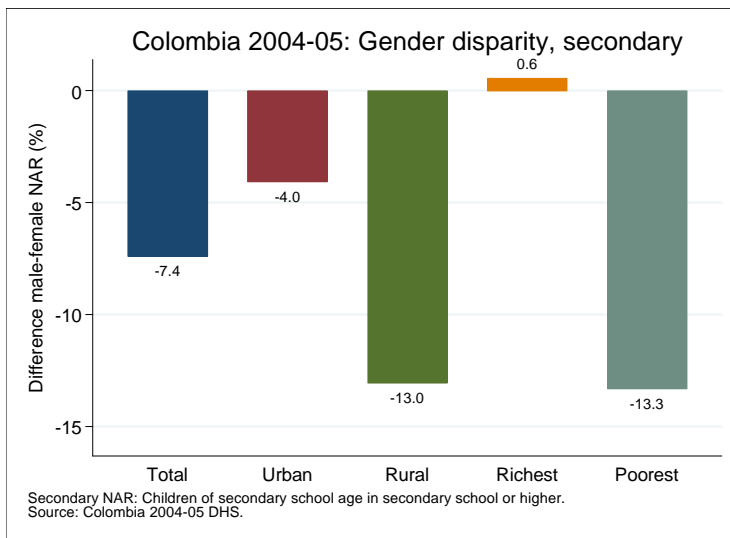
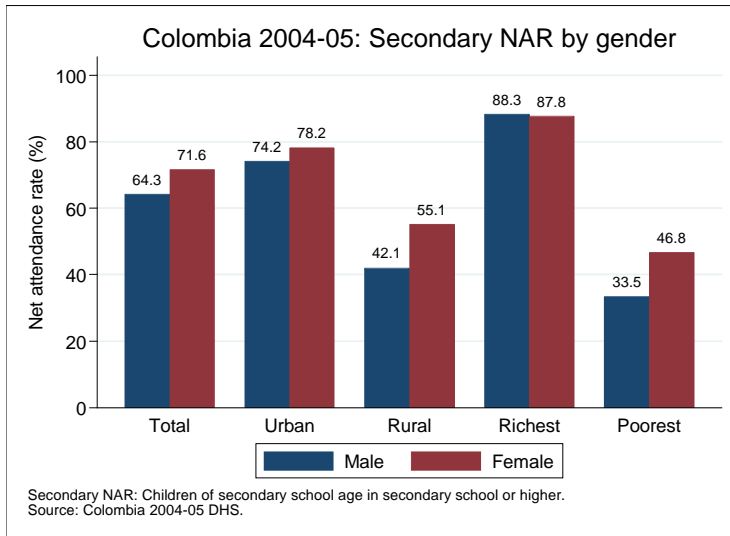
Secondary school NAR: children of secondary school age in secondary school or higher.

Data source: Colombia 2004-05 DHS.

Gender disparity in primary school (survey data)



Gender disparity in secondary school (survey data)



Projections to 2015

