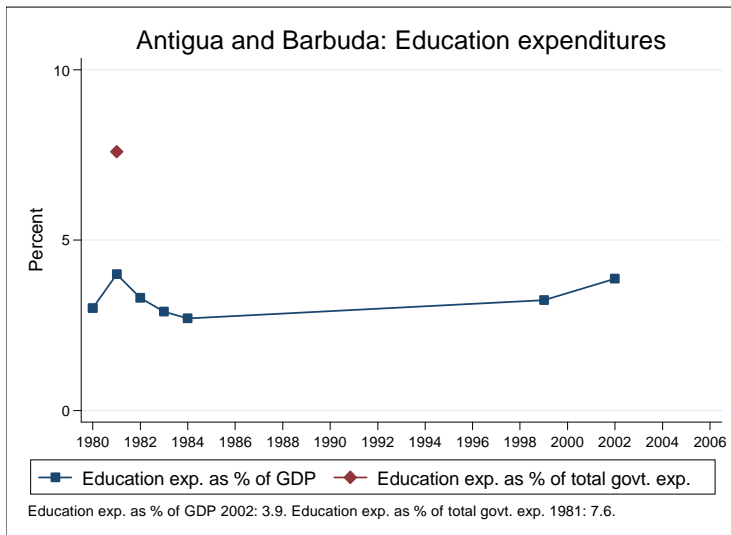
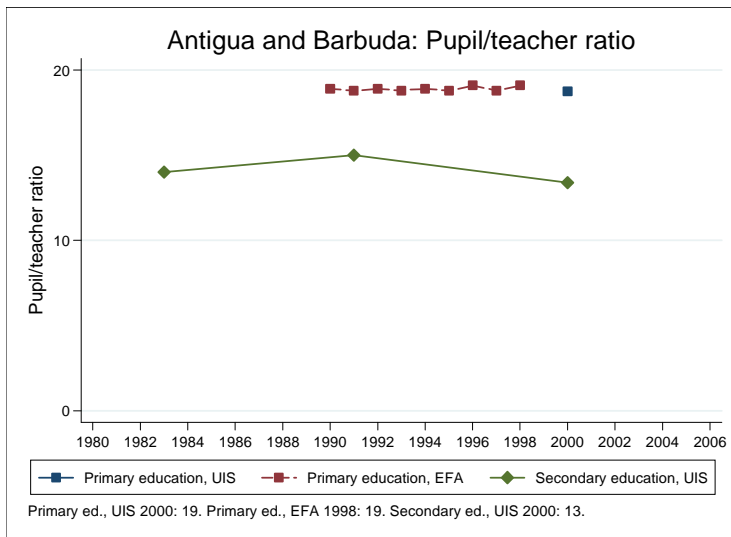
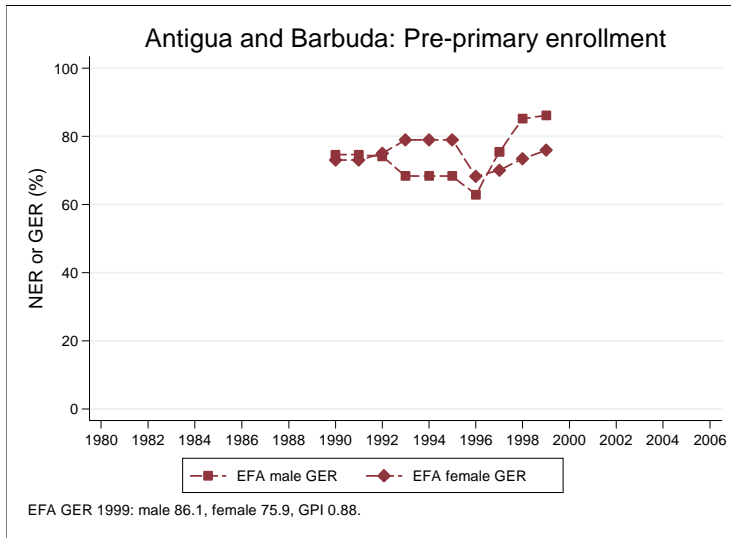


Education statistics: Antigua and Barbuda

UNICEF, Division of Policy and Practice, Statistics and Monitoring Section, www.childinfo.org, May 2008



Administrative data: UNESCO Institute for Statistics

Antigua and Barbuda

Population (1,000)	Total	Male	Female
Preschool age			
Primary school age			
Secondary school age			
Total population, all ages			
Official school age (years)	Entrance age	Graduation age	Duration
Preschool, 2005	3	4	2
Primary school, 2005	5	11	7
Secondary school, 2005	12	16	5
Compulsory education, 2005	5	16	12
Net enrolment ratio (%)	Total	Male	Female
Preschool NER			
Primary school NER			
Secondary school NER			
Gross enrolment ratio (%)	Total	Male	Female
Preschool GER			
Primary school GER			
Secondary school GER			
Entrance and transition (%)	Total	Male	Female
Primary net intake rate			
Primary gross intake rate			
Primary entrants with ECCE, 2000	84.7	49.4	110.7
Transition rate primary-secondary			
Repetition and completion	Total	Male	Female
Primary repetition rate (%)			
Secondary repetition rate (%)			
Survival rate to grade 5 (%)			
Survival rate to last primary grade (%)			
Primary completion rate (%)			
School life expectancy (years)			
Teaching staff	Pupil/teacher ratio	% trained teachers	% female teachers
Preschool, 2000	6.2	45.1	100.0
Primary school, 2000	18.7	46.9	78.7
Secondary school, 2000	13.4	47.2	70.6
Public expenditure per student as % of GDP per capita			
Primary school			
Secondary school			
Total public expenditure on education			
As % of GDP, 2002	3.9		
As % of total government expenditure			

Data sources:

Population: United Nations Population Division, *World Population Prospects: The 2006 Revision*, March 2007.

Education: UNESCO Institute for Statistics, Data Centre, <http://stats.uis.unesco.org/unesco/ReportFolders/ReportFolders.aspx>, January 2008.