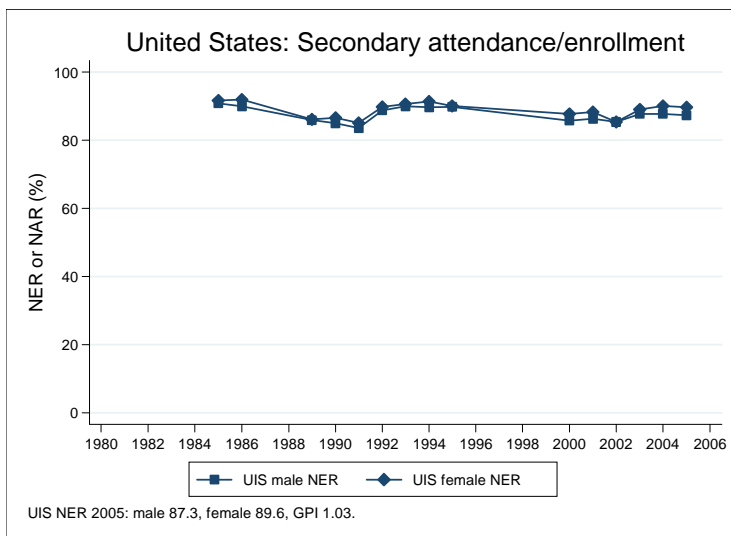
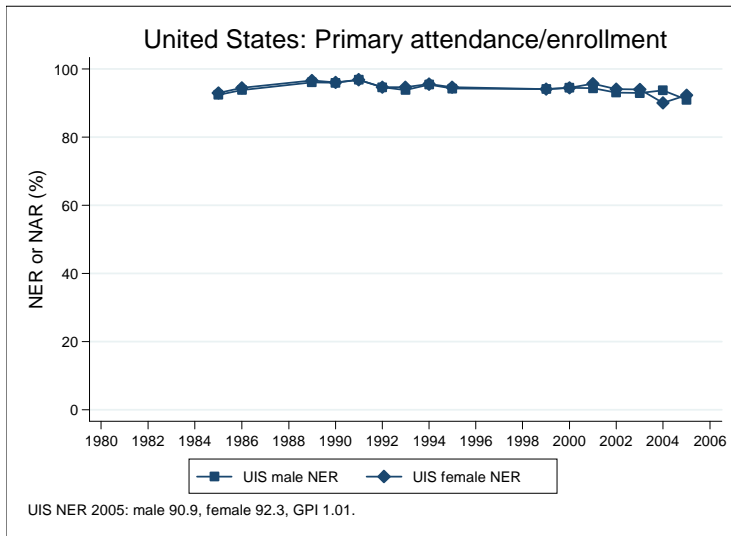
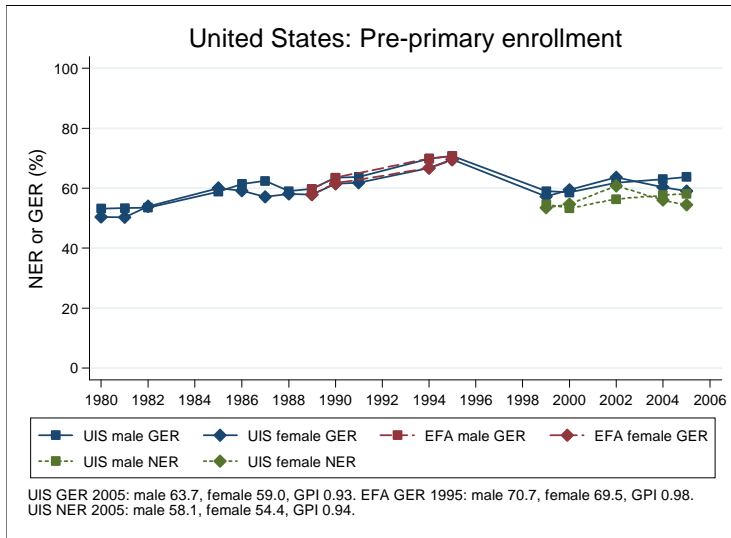
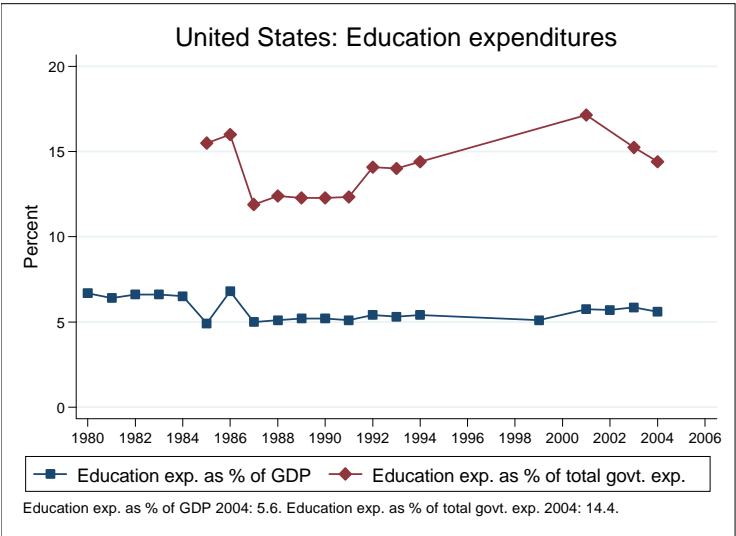
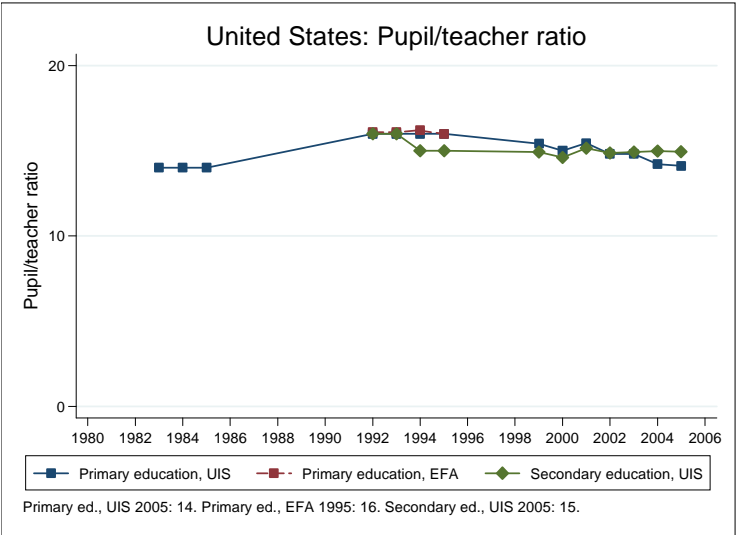


## Education statistics: United States

UNICEF, Division of Policy and Practice, Statistics and Monitoring Section, www.childinfo.org, May 2008





## Administrative data: UNESCO Institute for Statistics

### United States

<b>Population (1,000)</b>	<b>Total</b>	<b>Male</b>	<b>Female</b>
Preschool age, 2006	11994	6146	5847
Primary school age, 2006	24767	12686	12080
Secondary school age, 2006	26149	13398	12751
Total population, all ages, 2007	305826	150508	155318
<b>Official school age (years)</b>	<b>Entrance age</b>	<b>Graduation age</b>	<b>Duration</b>
Preschool, 2005	3	5	3
Primary school, 2005	6	11	6
Secondary school, 2005	12	17	6
Compulsory education, 2005	6	17	12
<b>Net enrolment ratio (%)</b>	<b>Total</b>	<b>Male</b>	<b>Female</b>
Preschool NER, 2005	56.3	58.1	54.4
Primary school NER, 2005	91.6	90.9	92.3
Secondary school NER, 2005	88.4	87.3	89.6
<b>Gross enrolment ratio (%)</b>	<b>Total</b>	<b>Male</b>	<b>Female</b>
Preschool GER, 2005	61.4	63.7	59.0
Primary school GER, 2005	98.4	98.9	98.0
Secondary school GER, 2005	94.1	93.4	94.9
<b>Entrance and transition (%)</b>	<b>Total</b>	<b>Male</b>	<b>Female</b>
Primary net intake rate, 2005	70.3	69.2	71.5
Primary gross intake rate, 2005	100.9	101.9	99.8
Primary entrants with ECCE			
Transition rate primary-secondary			
<b>Repetition and completion</b>	<b>Total</b>	<b>Male</b>	<b>Female</b>
Primary repetition rate (%)			
Secondary repetition rate (%)			
Survival rate to grade 5 (%)			
Survival rate to last primary grade (%)			
Primary completion rate (%)			
School life expectancy (years), 2005	11.5	11.5	11.6
<b>Teaching staff</b>	<b>Pupil/teacher ratio</b>	<b>% trained teachers</b>	<b>% female teachers</b>
Preschool, 2005	17.1		91.4
Primary school, 2005	14.1		88.6
Secondary school, 2005	14.9		62.5
<b>Public expenditure per student as % of GDP per capita</b>			
Primary school, 2004	22.0		
Secondary school, 2004	24.7		
<b>Total public expenditure on education</b>			
As % of GDP, 2004	5.6		
As % of total government expenditure, 2004	14.4		

#### Data sources:

*Population:* United Nations Population Division, *World Population Prospects: The 2006 Revision*, March 2007.

*Education:* UNESCO Institute for Statistics, Data Centre, <http://stats.uis.unesco.org/unesco/ReportFolders/ReportFolders.aspx>, January 2008.