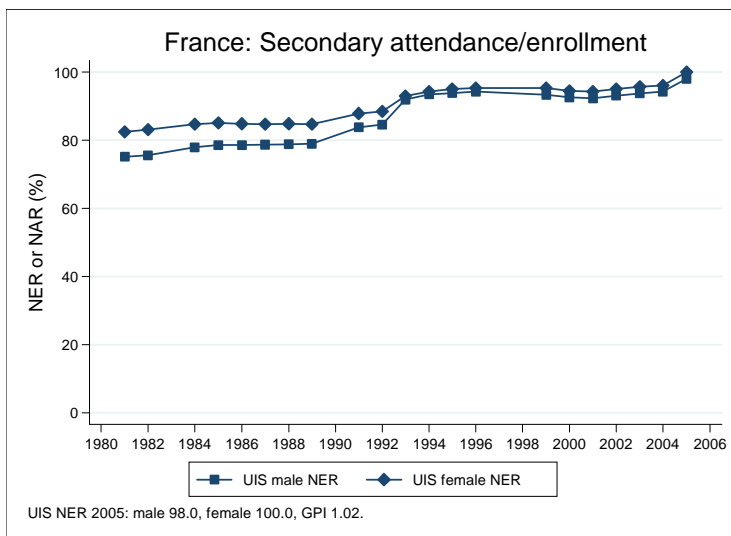
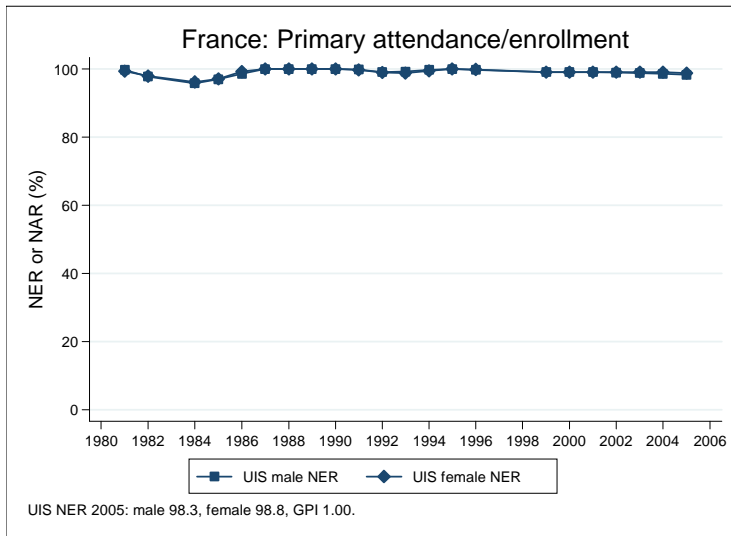
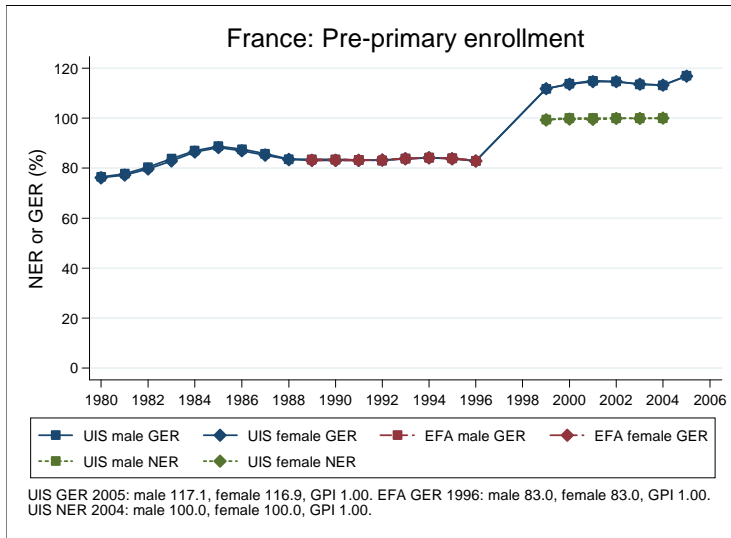
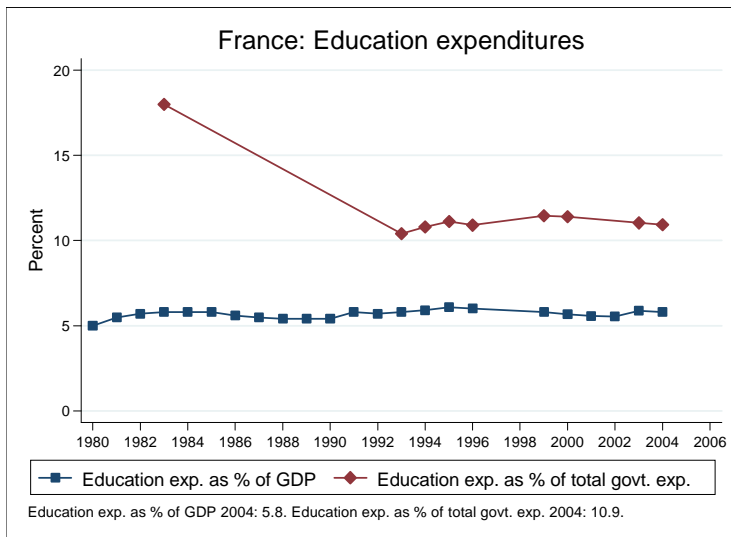
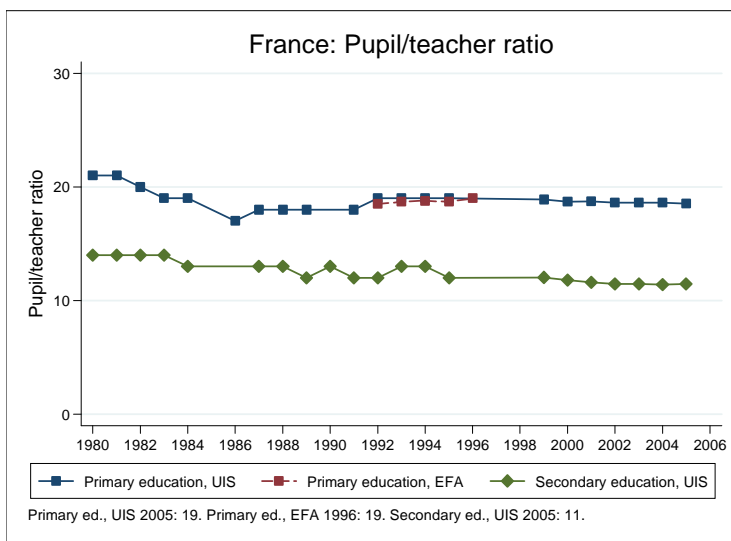
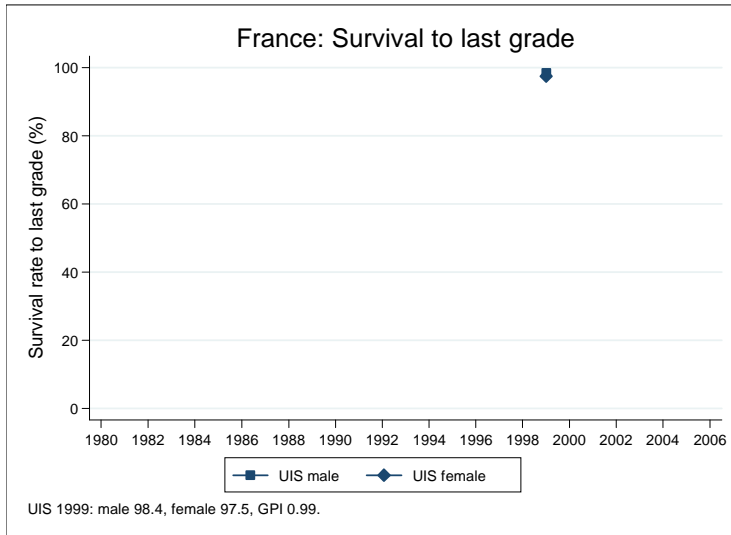


## Education statistics: France

UNICEF, Division of Policy and Practice, Statistics and Monitoring Section, www.childinfo.org, May 2008





## Administrative data: UNESCO Institute for Statistics

### France

<b>Population (1,000)</b>	<b>Total</b>	<b>Male</b>	<b>Female</b>
Preschool age, 2006	2273	1164	1109
Primary school age, 2006	3690	1892	1798
Secondary school age, 2006	5260	2694	2566
Total population, all ages, 2007	61647	30051	31597
<b>Official school age (years)</b>	<b>Entrance age</b>	<b>Graduation age</b>	<b>Duration</b>
Preschool, 2005	3	5	3
Primary school, 2005	6	10	5
Secondary school, 2005	11	17	7
Compulsory education, 2005	6	16	11
<b>Net enrolment ratio (%)</b>	<b>Total</b>	<b>Male</b>	<b>Female</b>
Preschool NER, 2004	100.0	100.0	100.0
Primary school NER, 2005	98.6	98.3	98.8
Secondary school NER, 2005	99.0	98.0	100.0
<b>Gross enrolment ratio (%)</b>	<b>Total</b>	<b>Male</b>	<b>Female</b>
Preschool GER, 2005	117.0	117.1	116.9
Primary school GER, 2005	109.7	110.3	109.2
Secondary school GER, 2005	114.1	113.8	114.5
<b>Entrance and transition (%)</b>	<b>Total</b>	<b>Male</b>	<b>Female</b>
Primary net intake rate			
Primary gross intake rate, 2000	99.0	99.5	98.4
Primary entrants with ECCE			
Transition rate primary-secondary, 2000	98.9	99.1	98.3
<b>Repetition and completion</b>	<b>Total</b>	<b>Male</b>	<b>Female</b>
Primary repetition rate (%), 2000	4.2	4.2	4.2
Secondary repetition rate (%), 2005	7.8	8.9	8.9
Survival rate to grade 5 (%), 1999	98.0	98.4	97.5
Survival rate to last primary grade (%), 1999	98.0	98.4	97.5
Primary completion rate (%), 2000	99.0	99.5	98.4
School life expectancy (years), 2005	13.4	13.4	13.4
<b>Teaching staff</b>	<b>Pupil/teacher ratio</b>	<b>% trained teachers</b>	<b>% female teachers</b>
Preschool, 2005	18.5		81.3
Primary school, 2005	18.6		81.6
Secondary school, 2005	11.4		58.1
<b>Public expenditure per student as % of GDP per capita</b>			
Primary school, 2004	17.8		
Secondary school, 2004	29.0		
<b>Total public expenditure on education</b>			
As % of GDP, 2004	5.8		
As % of total government expenditure, 2004	10.9		

#### Data sources:

*Population:* United Nations Population Division, *World Population Prospects: The 2006 Revision*, March 2007.

*Education:* UNESCO Institute for Statistics, Data Centre, <http://stats.uis.unesco.org/unesco/ReportFolders/ReportFolders.aspx>, January 2008.