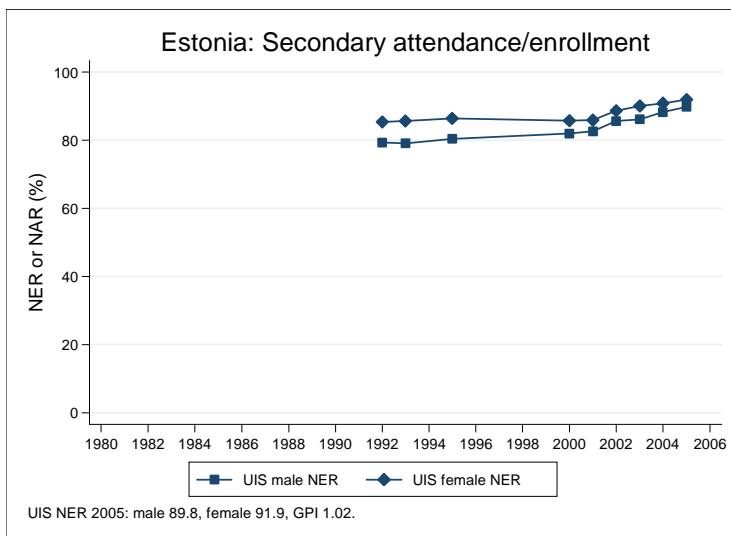
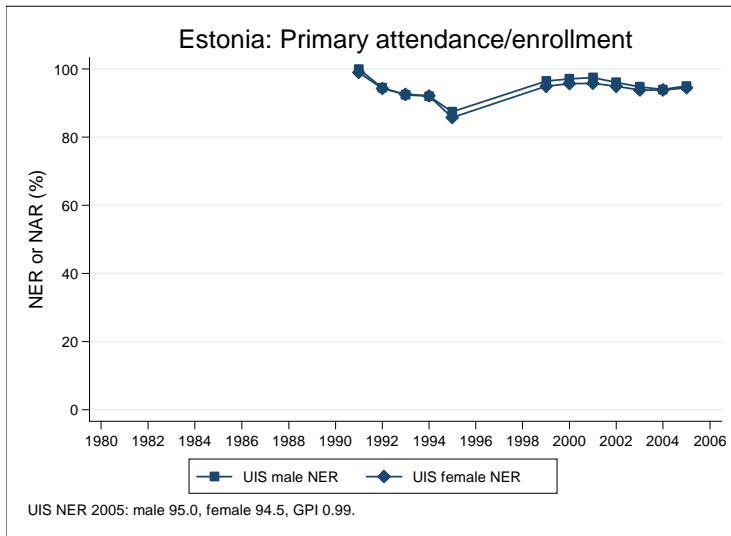
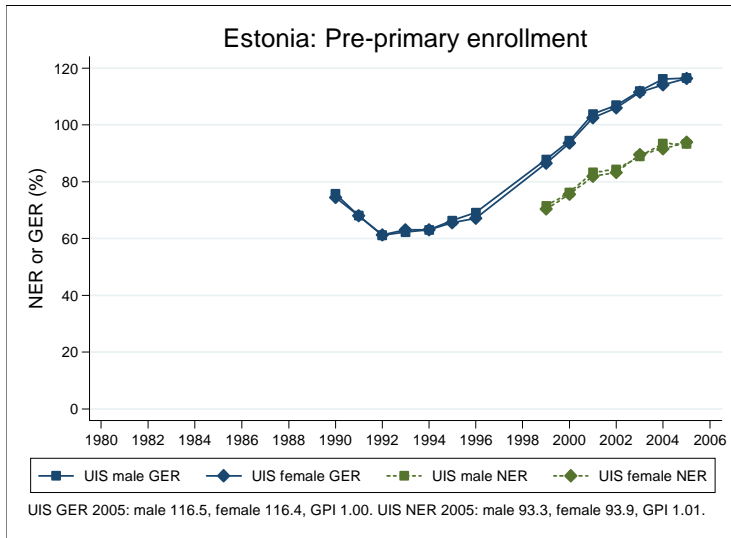
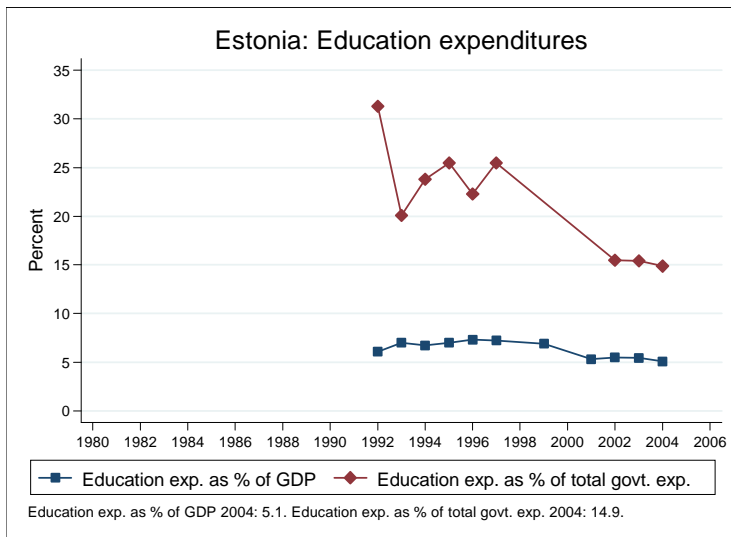
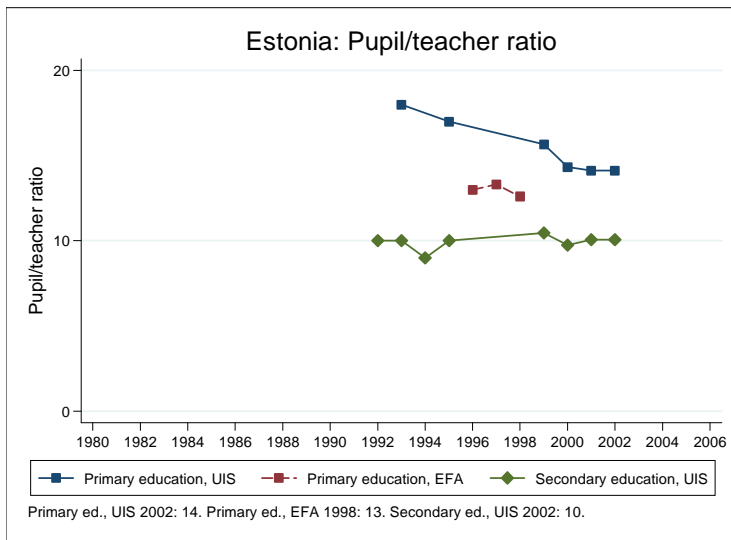
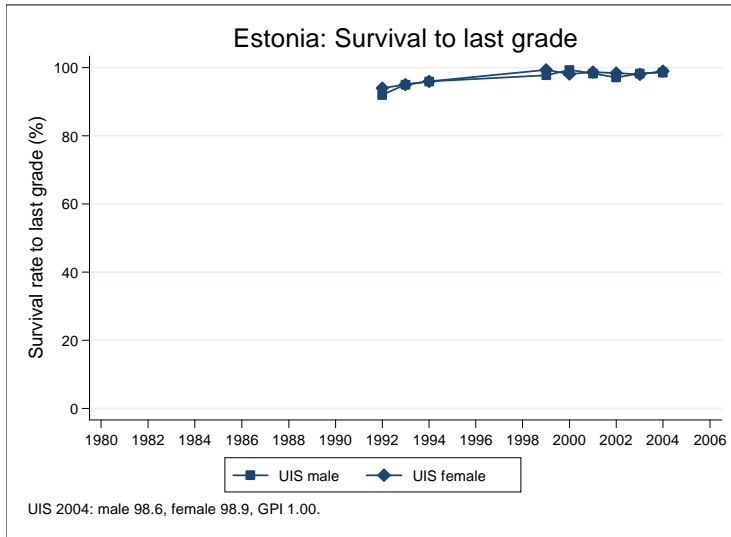


## Education statistics: Estonia

UNICEF, Division of Policy and Practice, Statistics and Monitoring Section, www.childinfo.org, May 2008





## Administrative data: UNESCO Institute for Statistics

### Estonia

<b>Population (1,000)</b>	<b>Total</b>	<b>Male</b>	<b>Female</b>
Preschool age, 2006	49	25	24
Primary school age, 2006	80	41	39
Secondary school age, 2006	120	62	59
Total population, all ages, 2007	1335	615	720
<b>Official school age (years)</b>	<b>Entrance age</b>	<b>Graduation age</b>	<b>Duration</b>
Preschool, 2005	3	6	4
Primary school, 2005	7	12	6
Secondary school, 2005	13	18	6
Compulsory education, 2005	7	15	9
<b>Net enrolment ratio (%)</b>	<b>Total</b>	<b>Male</b>	<b>Female</b>
Preschool NER, 2005	93.6	93.3	93.9
Primary school NER, 2005	94.7	95.0	94.5
Secondary school NER, 2005	90.8	89.8	91.9
<b>Gross enrolment ratio (%)</b>	<b>Total</b>	<b>Male</b>	<b>Female</b>
Preschool GER, 2005	116.5	116.5	116.4
Primary school GER, 2005	99.9	101.2	98.5
Secondary school GER, 2005	99.9	99.3	100.6
<b>Entrance and transition (%)</b>	<b>Total</b>	<b>Male</b>	<b>Female</b>
Primary net intake rate			
Primary gross intake rate, 2005	98.4	99.9	96.8
Primary entrants with ECCE			
Transition rate primary-secondary, 2004	97.2	95.9	98.6
<b>Repetition and completion</b>	<b>Total</b>	<b>Male</b>	<b>Female</b>
Primary repetition rate (%), 2005	1.6	2.3	0.8
Secondary repetition rate (%), 2005	2.6	3.4	1.9
Survival rate to grade 5 (%), 2004	98.8	98.5	99.1
Survival rate to last primary grade (%), 2004	98.8	98.6	98.9
Primary completion rate (%), 2005	105.6	107.0	104.2
School life expectancy (years), 2005	12.0	12.0	12.0
<b>Teaching staff</b>	<b>Pupil/teacher ratio</b>	<b>% trained teachers</b>	<b>% female teachers</b>
Preschool, 2005	7.5		99.7
Primary school, 2002	14.1		86.0
Secondary school, 2002	10.1		81.9
<b>Public expenditure per student as % of GDP per capita</b>			
Primary school, 2004	19.2		
Secondary school, 2004	25.5		
<b>Total public expenditure on education</b>			
As % of GDP, 2004	5.1		
As % of total government expenditure, 2004	14.9		

#### Data sources:

*Population:* United Nations Population Division, *World Population Prospects: The 2006 Revision*, March 2007.

*Education:* UNESCO Institute for Statistics, Data Centre, <http://stats.uis.unesco.org/unesco/ReportFolders/ReportFolders.aspx>, January 2008.